

IDBI FUNDS



Dear Friends,

The Indian stock market is hovering at all-time high with the NSE Nifty giving a return of 18.5 per cent during the FY 16-17. Whether the markets are high or low, an investor always looks and examines the fundamentals.

Mutual funds too have been doing well in a period where the markets have shown a broad upward trend. Assets Under Management (AUM) of Indian Mutual Funds have touched an all-time high of Rs. 19.26 lakh crore as on April 30, 2017 according to data released by The Association of Mutual Funds in India (AMFI).

The upswing in markets has been good news for both investors as well as the mutual fund industry. Market ups and downs are a part of the regular investment cycle and investors who take a prudent approach can certainly use balanced funds as a tool. Balanced funds are an all-season products that aims to provide investors the benefit of

growth from the equity component as well as safety through the debt component. IDBI Prudence Fund is such a fund which invests in equity and equity related instruments as well as debt and money market instruments.

Friends, whether markets rise or fall, I would urge you all to participate to some extent in the vibrant Indian equity markets. Risk aversion to equity can be understood but for those investors, who have never stepped into stock market investing, a balanced fund can offer a gateway.

Sincerely yours,

Dilip Mandal (DIN: 03313130)
Managing Director and CEO

Equity Market Overview

During the month of April both the Sensex & Nifty went up by 1% & 1.4% each respectively. However, the Indian benchmark indices underperformed major emerging market indices like Hang Seng & Nikkei. Mainland China's benchmark Shanghai Composite Index retreated 2.1% in April amid spiking bond yields as Chinese regulators overseeing banking, insurance and securities trading issued a flurry of directives, targeting everything from excessive borrowing to speculation in equities.

Realty stocks (+20%) outperformed during the month on the back of renewed optimism amongst investors with regards to government initiatives like housing for all, RERA. Amongst major sectors Oil & Gas and Capital Goods did well going up by 6.6% & 8.6% each respectively. During the month IT (-7.2%) continued its underperformance as major IT companies like Infosys & TCS gave muted revenue growth guidance for FY18. Telecom stocks (-5.6%) too continued its weakness as Reliance Jio started commercial operations with unlimited plan schemes at fixed tariffs.

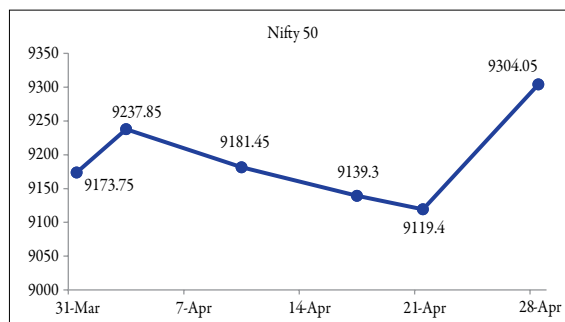
US markets performed strongly during the month on the back of stronger than expected jobs addition & services growth. Strong employment data coupled with healthy GDP growth gave confidence to the investors. The Fed during its monetary policy review in March also stuck to its outlook for two additional rate increases this year and three more in 2018, which is in line with its outlook in December. Both Dow Jones & Nasdaq touched all-time highs during April.

On the domestic front, Industrial Production for February contracted by 1.2% mainly on account of manufacturing which de-grew by 2%. Mining output was up 3.3%, and electricity generation 0.3% which helped mitigate the weakness in manufacturing to some extent. Consumer demand has been weak in H2FY17, possibly due to transitory effects of demonetization.

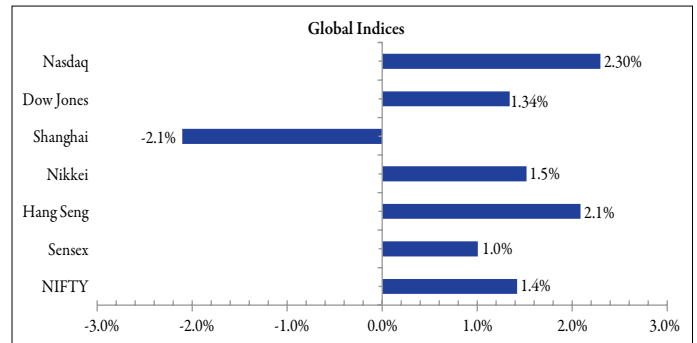
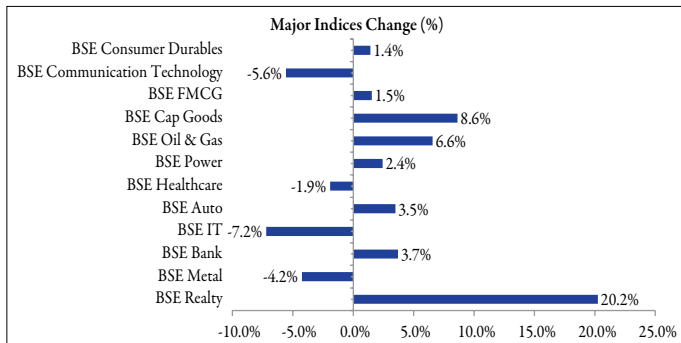
India's headline inflation rate based on the Consumer Price Index (combined) was at 3.8% in March compared with 3.65% in February. Food inflation remained flat at 2.5% vs 2.4% in January as vegetables & pulses both continue to deflate on a YoY basis. Sugar inflation however remained elevated due to a sharp fall in domestic production. India's wholesale inflation too cooled down to 5.7% in March from 6.55% in February.

During the monetary policy review by RBI in April key policy rates were kept unchanged. Reverse Repo was however increased to 6% from 5.75%. Thus the LAF corridor was narrowed by 25bps. Therefore, MSF & Bank rate changed to 6.5% from 6.75% to keep the short term interest rates more aligned with key policy repo rate.

Crude Oil prices continued its downward spiral as it contracted by another 2.5% in the month of April and ended at \$52.0 per barrel versus \$53.8 at the beginning of the month. Increasing US shale oil production combined with lower than expected demand is putting pressure on prices. Gold prices however remained firm and went up strongly by 1.5% to end the month at \$1268 per ounce. On the back of the strong inflow in the domestic markets, the Indian Rupee continued strengthening as it went up by ~1% to end at 64.24 against the dollar after gaining 2.8% in March.



Source for Graph: Bloomberg



Source for Graphs: Bloomberg

Fixed Income Overview

The yield on various securities and their movement is given below:

	Levels on 28th February 2017	Levels on 31st March 2017	Level on 28th April 2017
10 year Gsec	6.87%	6.61%	6.964%
5 year Corp bond	7.60%	7.43%	7.55%
2 month Cd yield	6.30%	6.15%	6.20%
2 month Cp yield	6.85%	6.45%	6.50%
1 year Cd yield	6.65%	6.60%	6.70%
1 month Cd yield	6.00%	6.10%	6.10%
Rupee = USD	66.70	65.03	64.27

Source: Thomson Reuters & Internal Research

The major event during the month of April 2017, which gave directions to the bond market, was the Monetary Policy Committee meetings which were held on the 5th and 6th of April 2017. The key take away from the meeting were:-

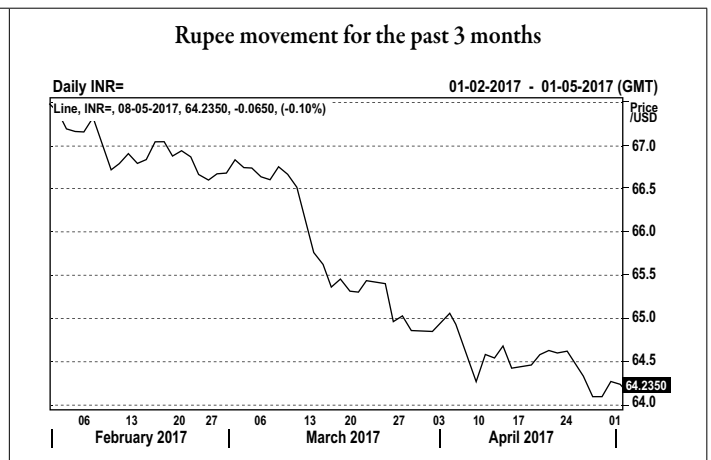
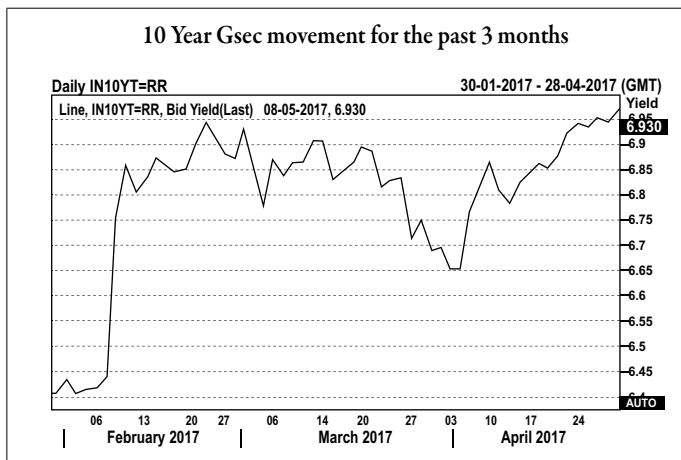
- 1) The repo rate was kept unchanged at 6.25% in line with the changed view of the Monetary policy from Accommodative to Neutral
- 2) The Reverse Repo rate which was maintained at a spread of 50 bps below repo rate was changed and kept at a spread of 25 bps. Hence the reverse Repo rate would now be at 6%.
- 3) Consequently the MSF rate would be kept at 6.50%, thus keeping the LAF corridor within a band of 50 bps.

The MPC was of the view that the effects of the Demonetization had worn out and that inflation would show signs of increasing during the new financial year. The key assumptions of the monetary policy were

- a) The economic activity has shown indications of higher growth in Advance Economies like the Americas and the Euro zone. The easing of recessionary conditions in commodity exporting economies and improving Business Sentiment in Japan were all indications of higher global economic growth in the coming financial year.
- b) In the domestic economy front, the GVA growth estimates were pegged at 6.7%, down from 7% (as stated by the advance estimates). Agriculture expanded robustly after two years of sub-par growth, industrial activity showed a significant loss of momentum and services sector too showed a slowdown. Only Govt spending had managed to pull up the GDP growth in the absence of private sector consumption.
- c) Inflation as measured by CPI had shown signs of increase. From February's level of 3.7%, it had risen to 3.81% in the month of March 2017. With the remonetisation back on track, it be safely said inflation would rise, but the challenge is to keep it within the 4% (+/- 2%) band.

Inflation is still below 4%, but showing signs of increase. Core inflation is still showing resilience despite a very visible slowdown in the industrial activity. Only Govt expenditure is holding up the economy, but for the MPC threat of higher inflation is a key determinant of interest rates going forward. Crude oil prices have, in fact, being stable and are looking to fall back below 50 USD on the back of higher shale oil output in the USA.

Going Forward, we expect the MPC to keep rates unchanged at current levels. The inflation trajectory would be keenly watched and that would be a determinant in path of interest rates in the coming months.



Source for Graphs: Internal Research

The content of the articles in Equity Market Overview & Fixed Income Overview represent the opinions of our Fund Management/Research team. Nothing contained herein is intended as investment advice or recommendations for specific investment decisions, and you should not rely on it as such. Information and analysis above are derived from various sources and using methods believed to be reliable, but we do not assume responsibility and liability for any consequence of the investment decision taken by you based on this analysis. Investment decision taken by readers to this article will be at their sole discretion. The purpose of this article is intended to be used as an educational discussion of the issues involved. This is not to be construed as a solicitation to buy or sell securities.

HOW TO READ FACTSHEET?

Fund Manager:

An employee of the asset management company such as a mutual fund or life insurer, who manages investments of the scheme. He is usually part of a larger team of fund managers and research analysts.

Application Amount for Fresh Subscription:

This is the minimum investment amount for a new investor in a mutual fund scheme.

Minimum Additional Amount:

This is the minimum investment amount for an existing investor in a mutual fund scheme.

Yield to Maturity:

The Yield to Maturity or the YTM is the rate of return anticipated on a bond if held until maturity. YTM is expressed as an annual rate. The YTM factors in the bond's current market price, par value, coupon interest rate and time to maturity.

SIP:

SIP or systematic investment plan works on the principle of making periodic investments of a fixed sum. It works similar to a recurring bank deposits. For instance, an investor may opt for an SIP that invest Rs. 500 every 15th of the month in an equity fund for a period of three years.

NAV:

The NAV or the net asset value is the total asset value per unit of the mutual fund after deducting all related and permissible expenses. The NAV is calculated at the end of every business day. It is the value at which the investor enters or exits the mutual fund.

Benchmark:

A group of securities, usually a market index, whose performance is used as a standard or benchmark to measure investment performance of mutual funds, among other investments. Some typical benchmarks include the Nifty, Sensex, BSE200, BSE500, 10-Year G-Sec.

Entry Load:

A mutual fund may have a sales charge or load at the time of entry and/or exit to compensate the distributor/agent. Entry load is charged at the time an investor purchases the units of a mutual fund. The entry load is added to the prevailing NAV at the time of investment. For instance, if the NAV is Rs. 100 and the entry load is 1%, the investor will enter the fund at Rs. 101.

Note: SEBI, vide circular dated June 30, 2009 has abolished entry load and mandated that the upfront commission to distributors will be paid by the investor directly to the distributor, based on his assessment of various factors including the service rendered by the distributor.

Exit Load:

Exit load is charged at the time an investor redeems the units of a mutual fund. The exit load is deducted from the prevailing NAV at the time of redemption. For instance, if the NAV is Rs. 100 and the exit load is 1%, the redemption price would be Rs. 99 per unit.

Modified Duration:

Modified duration is the price sensitivity and the percentage change in price for a unit change in yield.

Standard Deviation:

Standard deviation is a statistical measure of the range of an investment's performance. When a mutual fund has a high standard deviation, it means its range of performance is wide, implying greater volatility.

Sharpe Ratio:

The Sharpe Ratio, named after its founder, the Nobel Laureate William Sharpe, is a measure of risk-adjusted returns. It is calculated using standard deviation and excess return to determine reward per unit of risk.

Beta Ratio:

Beta is a measure of an investment's volatility vis-a-vis the market. Beta of less than 1 means that the security will be less volatile than the market. A beta of greater than 1 implies that the security's price will be more volatile than the market.

AUM:

AUM or assets under management refers to the recent / updated cumulative market value of investments managed by a mutual fund or any investment firm.

Holdings:

The holdings or the portfolio is a mutual fund's latest or updated reported statement of investments / securities. These are usually displayed in terms of percentage to net assets or the rupee value or both. The objective is to give investors an idea of where their money is being invested by the fund manager.

Nature of Scheme:

The investment objective and underlying investments determine the nature of the mutual fund scheme. For instance, a mutual fund that aims at generating capital appreciation by investing in stock markets is an equity fund or growth fund. Likewise, a mutual fund that aims at capital preservation by investing in debt markets is a debt fund or income fund. Each of these categories may have sub-categories.

Rating Profile:

Mutual funds invest in securities after evaluating their creditworthiness as disclosed by the ratings. A depiction of the mutual fund in various investments based on their ratings becomes the rating profile of the fund. Typically, this is a feature of debt funds.

Total Expense Ratio:

The Expenses of a mutual fund include management fees and all the fees associated with the fund's daily operations. Expense Ratio refers to the annual percentage of fund's assets that is paid out in expenses.

Average Maturity:

The average time of maturity of all the debt securities held in a portfolio. It states the weighted average maturity of the assets in the portfolio.

Portfolio Yield:

The income return on an investment. This refers to the interest or dividends received from a security and are usually expressed annually as a percentage based on the investment's cost, its current market value or its face value.

Risk Free Return:

The theoretical rate of return attributed to an investment with zero risk. The risk-free rate represents the interest on an investor's money that he or she would expect from an absolutely risk-free investment over a specified period of time.

Tracking Error:

The divergence between the price behavior of a position or portfolio and the price behavior of a benchmark.

Portfolio Turnover Ratio:

This is a measure of the fund's trading activity, which is computed by taking the lesser of purchases or sales (excluding all securities with maturities of less than one year) and dividing by average monthly net assets.

IDBI Equity Advantage Fund (IEAF)

(An open-ended Equity Linked Savings scheme (ELSS) offering Income Tax benefits under Section 80C of the IT Act, 1961)

Scheme Features

Investment objective:

The Scheme will seek to invest predominantly in a diversified portfolio of equity and equity related instruments with the objective to provide investors with opportunities for capital appreciation and income along with the benefit of income-tax deduction (under section 80C of the Income-tax Act, 1961) on their investments. Investments in this scheme would be subject to a statutory lock-in of 3 years from the date of allotment to be eligible for income-tax benefits under Section 80C. There can be no assurance that the investment objective under the scheme will be realized.

Fund Manager:

Mr. V. Balasubramanian

Total Experience: Over 35 Years

(Managing the Scheme since inception)

Inception Date:

10th September, 2013

Benchmark:

S&P BSE 200 Index

NAV as on 28th April 2017 (₹ per unit):

	Regular	Direct
Growth	23.74	24.49
Dividend	19.61	20.29

Monthly Average AUM:

₹ 615.58 Crs.

AUM as on 30th April 2017:

₹ 628.93 Crs.

Expense Ratio: (Weighted Average for the month)

Regular : 2.8307%

Direct : 1.1427%

Expense ratio is inclusive of service tax on management fees.

Quantitative Measures:

Standard Deviation : 4.5397%

Beta : 0.8826

Sharpe Ratio : 0.3261

Portfolio Turnover Ratio^^ : 0.32

Risk free rate: Overnight MIBOR (6.18% as on 28/04/2017). Source: FIMMDA.

Ratios calculated on monthly 3 years data point.

^^ Lower of Purchase or Sale for one year/average AUM for one year.

Load Structure:

Entry Load : Not Applicable

Exit Load (for Lumpsum & SIP) : Nil. Investment under the scheme is subject to a lock-in period of 3 Years.

Dividend History

(Face Value: ₹ 10/- Per Unit)

Record Date	Individual / HUF (₹ Per Unit)	Others (₹ Per Unit)	Cum Dividend NAV* (in ₹)	Ex Dividend NAV (in ₹)
IDBI Equity Advantage Fund - Dividend (Regular Plan)				
26th September, 2016	1.0000	1.0000	19.30	18.36
15th September, 2015	1.4000	1.4000	19.03	17.52
17th September, 2014	1.0000	1.0000	16.57	15.83
IDBI Equity Advantage Fund - Dividend (Direct Plan)				
26th September, 2016	1.0000	0.0000	19.78	18.84
15th September, 2015	1.4000	1.4000	19.32	17.81
17th September, 2014	1.0000	1.0000	16.68	15.94

Past performance may or may not be sustained in the future. After the payment of dividend, the per unit NAV of the Dividend option of the Scheme will fall to the extent of the dividend payout and statutory levy, if any. All dividend distribution is subject to availability of distributable surplus on the record date and will be at the discretion of IDBI AMC and IDBI MF Trustee Company. For complete dividend history including daily dividend history, please refer to our website.

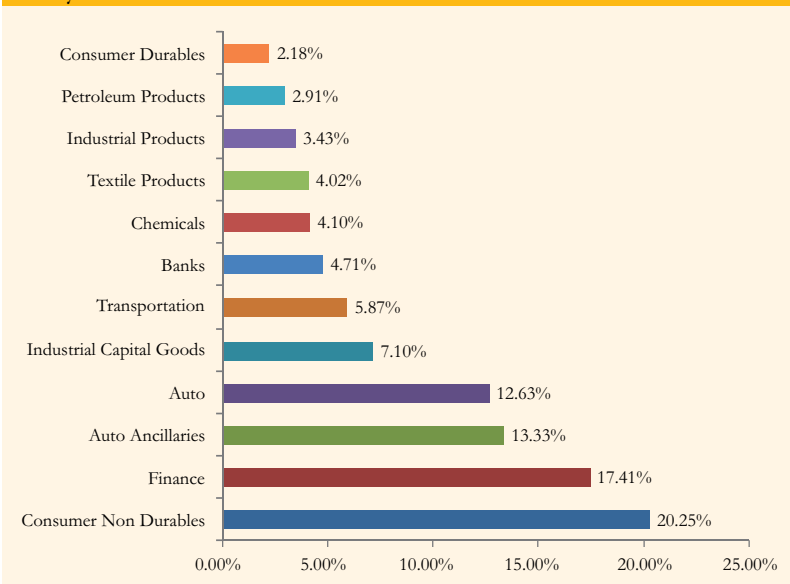
* NAV of the record date.

Portfolio as on 30/04/2017

Security Name	% to Net Assets*	Security Name	% to Net Assets*
DEBENTURES	0.03	Bosch Ltd.	3.57
Blue Dart Express Ltd.	0.03	Cummins India Ltd.	3.43
EQUITY & EQUITY RELATED	97.91	Thermax Ltd.	3.36
TVS Motor Co. Ltd.	6.75	Colgate Palmolive (India) Ltd.	3.36
Cholamandalam Investment and Finance Co. Ltd.	5.89	The Great Eastern Shipping Co. Ltd.	3.35
Eicher Motors Ltd.	5.87	Nestle India Ltd.	2.97
MRF Ltd.	5.84	CRISIL Ltd.	2.92
Gruh Finance Ltd.	4.76	Castrol India Ltd.	2.91
VST Industries Ltd.	4.74	United Breweries Ltd.	2.78
Kotak Mahindra Bank Ltd.	4.71	Blue Dart Express Ltd.	2.50
Pidilite Industries Ltd.	4.10	GlaxoSmithkline Consumer Healthcare Ltd.	2.44
Page Industries Ltd.	4.02	Bata India Ltd.	2.18
Asian Paints Ltd.	3.95	CBLO	2.11
Wabco India Ltd.	3.92	Cash & Cash Receivables	-0.05
Sundaram Finance Ltd.	3.84	TOTAL	100.00
ABB India Ltd.	3.74		

* Rounded off to the nearest two digits after the decimal point.

Industry Classification

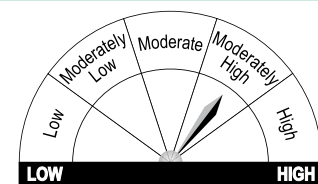


Product Label

This product is suitable for investors who are seeking*:

- Long term capital growth
- An Equity Linked Savings Scheme (ELSS) investing in equity and equity related instruments with the objective to provide investors with opportunities for capital appreciation and income along with the benefit of income-tax deduction (under section 80C of the Income-tax Act, 1961) on their investments, subject to a statutory lock-in of three years.

Riskometer



Investors understand that their principal will be at Moderately High risk

*Investors should consult their financial advisors if in doubt about whether the product is suitable for them.

IDBI India Top 100 Equity Fund (IIT100EF)

(An open-ended growth scheme)

Scheme Features

Investment objective:

To provide investors with opportunities for long-term growth in capital through active management of a diversified basket of equity stocks, debt and money market instruments. The investment universe of the scheme will be restricted to equity stocks and equity related instruments of companies that are constituents of the Nifty 50 Index and the Nifty Next 50 Index comprising a total of 100 stocks. These two indices are collectively referred to as the Nifty100 Index. The equity portfolio will be well-diversified and actively managed to realize the scheme objective.

Fund Manager:

Mr. Anshul Mishra

Total Experience: Over 9 Years

(Managing the Scheme since 3rd October 2016)

Inception Date:

15th May, 2012

Benchmark:

Nifty 100 Index

NAV as on 28th April 2017 (₹ per unit):

	Regular	Direct
Growth	22.46	23.18
Dividend	18.60	19.26

Monthly Average AUM:

₹ 444.01 Crs.

AUM as on 30th April 2017:

₹ 450.57 Crs.

Expense Ratio: (Weighted Average for the month)

Regular : 2.9766%

Direct : 1.2303%

Expense ratio is inclusive of service tax on management fees.

Quantitative Measures:

Standard Deviation : 4.0627%

Beta : 0.9386

Sharpe Ratio : 0.2392

Portfolio Turnover Ratio^{^^} : 1.05

Risk free rate: Overnight MIBOR (6.18% as on 28/04/2017). Source: FIMMDA.

Ratios calculated on monthly 3 years data point.

^{^^} Lower of Purchase or Sale for one year/average AUM for one year.

Load Structure:

Entry Load : Not Applicable

Exit Load : for Lumpsum -

1% for exit (Redemption Switch-out/Transfer/SWP) within 12 months from the date of allotment.

for SIP -

1% for exit (Redemption/Switch-out/Transfer/SWP) within 12 months from the date of allotment of each installment.

Dividend History (Face Value: ₹ 10/- Per Unit)

Record Date	Individual / HUF (₹ Per Unit)	Others (₹ Per Unit)	Cum Dividend NAV* (in ₹)	Ex Dividend NAV (in ₹)
IDBI India Top 100 Equity Fund - Dividend (Regular Plan)				
30th May, 2016	1.0000	1.0000	16.67	15.69
25th May, 2015	1.0000	1.0000	18.18	17.15
22nd May, 2014	1.0000	1.0000	14.61	13.84
IDBI India Top 100 Equity Fund - Dividend (Direct Plan)				
30th May, 2016	1.0000	1.0000	17.04	16.06
25th May, 2015	1.0000	1.0000	18.44	17.41
22nd May, 2014	1.0000	1.0000	14.74	14.74

Past performance may or may not be sustained in the future. After the payment of dividend, the per unit NAV of the Dividend option of the Scheme will fall to the extent of the dividend payout and statutory levy, if any. All dividend distribution is subject to availability of distributable surplus on the record date and will be at the discretion of IDBI AMC and IDBI MF Trustee Company. For complete dividend history including daily dividend history, please refer to our website.

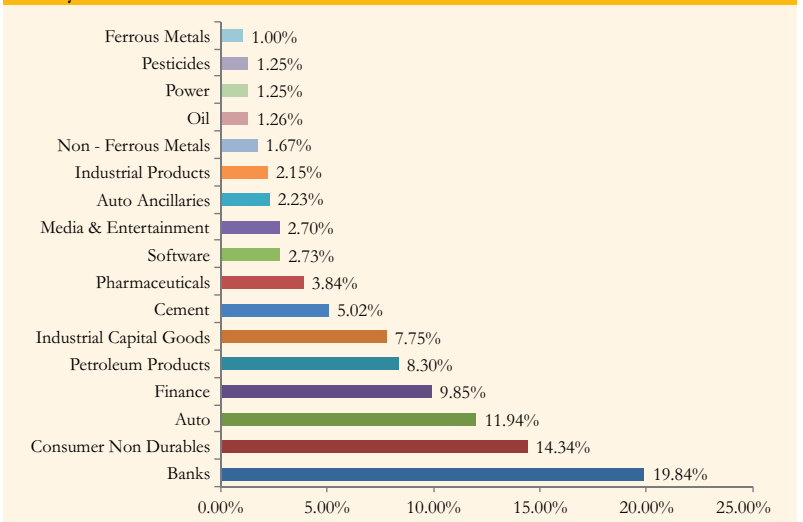
* NAV of the record date.

Portfolio as on 30/04/2017

Security Name	% to Net Assets*	Security Name	% to Net Assets*
EQUITY & EQUITY RELATED	97.11	Bosch Ltd.	1.77
Eicher Motors Ltd.	5.47	Hindustan Zinc Ltd.	1.67
Maruti Suzuki India Ltd.	5.32	ABB India Ltd.	1.67
IndusInd Bank Ltd.	4.76	Hindustan Unilever Ltd.	1.67
ITC Ltd.	4.43	Indiabulls Housing Finance Ltd.	1.35
HDFC Bank Ltd.	4.08	Bajaj Finserv Ltd.	1.33
Hindustan Petroleum Corpn. Ltd.	3.93	Oil & Natural Gas Corpn. Ltd.	1.26
LIC Housing Finance Ltd.	3.76	Power Grid Corpn. of India Ltd.	1.25
Housing Development Finance Corpn. Ltd.	3.41	UPL Ltd.	1.25
Kotak Mahindra Bank Ltd.	3.37	Reliance Industries Ltd.	1.24
Indian Oil Corpn. Ltd.	3.13	TATA Motors Ltd.	1.16
UltraTech Cement Ltd.	3.02	Godrej Consumer Products Ltd.	1.00
State Bank of India Ltd.	2.92	JSW Steel Ltd.	1.00
Piramal Enterprises Ltd.	2.90	Asian Paints Ltd.	0.96
ICICI Bank Ltd.	2.89	Glaxosmithkline Pharmaceuticals Ltd.	0.94
Siemens Ltd.	2.83	Emami Ltd.	0.82
Britannia Industries Ltd.	2.83	Bharat Heavy Electricals Ltd.	0.74
Zee Entertainment Enterprises Ltd.	2.70	HCL Technologies Ltd.	0.66
Bharat Electronics Ltd.	2.51	Procter & Gamble Hygiene and Health Care Ltd.	0.65
Cummins India Ltd.	2.15	Motherson Sumi Systems Ltd.	0.46
Infosys Ltd.	2.07	CBLO	2.90
Shree Cements Ltd.	2.00	Cash & Cash Receivables	-0.01
Dabur India Ltd.	1.98	TOTAL	100.00
Yes Bank Ltd.	1.81		

* Rounded off to the nearest two digits after the decimal point.

Industry Classification



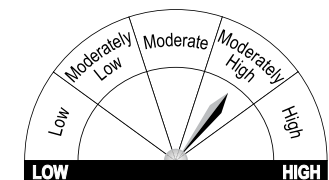
Disclaimer of IISL: The IDBI India Top 100 Equity Fund offered by IDBI Mutual Fund or its affiliates is not sponsored, endorsed, sold or promoted by India Index Services & Products Limited (IISL) and its affiliates. IISL and its affiliates do not make any representation or warranty, express or implied (including warranties of merchantability or fitness for particular purpose or use) and disclaims all liability to the owners of IDBI India Top 100 Equity Fund or any member of the public regarding the advisability of investing in securities generally or in the IDBI India Top 100 Equity Fund linked to Nifty 100 Index or particularly in the ability of the Nifty 100 Index to track general stock market performance in India. Please read the full Disclaimers in relation to the Nifty100 Index in the Scheme Information Document.

Product Label

This product is suitable for investors who are seeking*:

- Long term capital growth
- Investments in equity stocks and equity related instruments of companies that are constituents of Nifty100 Index.

Riskometer



Investors understand that their principal will be at Moderately High risk

*Investors should consult their financial advisors if in doubt about whether the product is suitable for them.

IDBI Diversified Equity Fund (IDEF)

(An open-ended growth scheme)

Scheme Features

Investment objective:

To provide investors with opportunities for long-term growth in capital through investment in a diversified basket of equity stocks, debt and money market instruments. The equity portfolio will be well-diversified and actively managed to realize the Scheme objective. However, there can be no assurance that the investment objective of the scheme will be realized.

Fund Manager:

Mr. V. Balasubramanian

Total Experience: Over 35 Years

(Managing the Scheme since inception)

Inception Date:

28th March, 2014

Benchmark:

S&P BSE 500 Index

NAV as on 28th April 2017 (₹ per unit):

	Regular	Direct
Growth	19.22	19.71
Dividend	17.01	17.46

Monthly Average AUM:

₹ 476.68 Crs.

AUM as on 30th April 2017:

₹ 479.19 Crs.

Expense Ratio: (Weighted Average for the month)

Regular : 2.7769%

Direct : 0.8689%

Expense ratio is inclusive of service tax on management fees.

Quantitative Measures:

Standard Deviation : 4.3226%

Beta : 0.8697

Sharpe Ratio : 0.3271

Portfolio Turnover Ratio^{^^} : 0.33

Risk free rate: Overnight MIBOR (6.18% as on 28/04/2017). Source: FIMMDA.

Ratios calculated on monthly 3 years data point.

^{^^} Lower of Purchase or Sale for one year/average AUM for one year.

Load Structure:

Entry Load : Not Applicable

Exit Load : For Lumpsum -

1% for exit (Redemption/Switch-out/Transfer/SWP) within 12 months from the date of allotment.

For SIP -

1% for exit (Redemption/Switch-out/Transfer/SWP) within 12 months from the date of allotment of each installment.

Dividend History

(Face Value: ₹ 10/- Per Unit)

Record Date	Individual / HUF (₹ Per Unit)	Others (₹ Per Unit)	Cum Dividend NAV* (in ₹)	Ex Dividend NAV (in ₹)
IDBI Diversified Equity Fund - Dividend (Regular Plan)				
26th September, 2016	1.0000	1.0000	16.98	16.01
25th May, 2015	1.0000	1.0000	16.79	15.74
IDBI Diversified Equity Fund - Dividend (Direct Plan)				
26th September, 2016	1.0000	0.0000	17.25	16.27
25th May, 2015	1.0000	1.0000	16.89	15.84

Past performance may or may not be sustained in the future. After the payment of dividend, the per unit NAV of the Dividend option of the Scheme will fall to the extent of the dividend payout and statutory levy, if any. All dividend distribution is subject to availability of distributable surplus on the record date and will be at the discretion of IDBI AMC and IDBI MF Trustee Company. For complete dividend history including daily dividend history, please refer to our website.

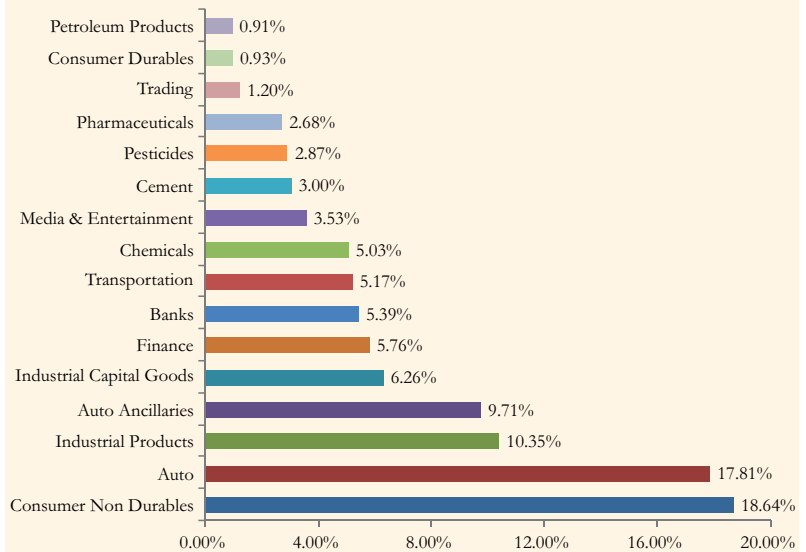
* NAV of the record date.

Portfolio as on 30/04/2017

Security Name	% to Net Assets*	Security Name	% to Net Assets*
DEBENTURES	0.01	Godrej Consumer Products Ltd.	1.89
Blue Dart Express Ltd.	0.01	Pidilite Industries Ltd	1.88
EQUITY & EQUITY RELATED	99.23	Bosch Ltd.	1.78
Eicher Motors Ltd.	4.08	Canara Bank Ltd.	1.72
Bajaj Auto Ltd.	3.70	Blue Dart Express Ltd.	1.59
Kotak Mahindra Bank Ltd.	3.67	Force Motors Ltd.	1.46
Hindustan Unilever Ltd.	3.61	VST Industries Ltd.	1.45
PVR Ltd.	3.53	SKF India Ltd.	1.25
Mahindra & Mahindra Ltd.	3.21	FAG Bearings India Ltd.	1.21
ITC Ltd.	3.19	Colgate Palmolive (India) Ltd.	1.21
BASF India Ltd.	3.15	3M India Ltd.	1.20
Lakshmi Machine Works Ltd.	3.00	Greaves Cotton Ltd.	1.14
Shree Cements Ltd.	3.00	Grindwell Norton Ltd.	1.13
Bayer Cropscience Ltd.	2.87	Berger Paints India Ltd.	1.12
Hero Motocorp Ltd.	2.77	ABB India Ltd.	1.12
Abbott India Ltd.	2.68	Elantas Beck India Ltd.	1.07
Wabco India Ltd.	2.66	Procter & Gamble Hygiene and Health Care Ltd.	1.02
TVS Motor Co. Ltd.	2.59	TATA Global Beverages Ltd.	0.96
CRISIL Ltd.	2.49	Hawkins Cookers Ltd.	0.93
Exide Industries Ltd.	2.40	Sundaram Finance Ltd.	0.92
Bharat Forge Ltd.	2.39	Castrol India Ltd.	0.91
Cholamandalam Investment and Finance Co. Ltd.	2.35	Goodyear India Ltd.	0.89
Gillette India Ltd.	2.20	Gujarat Pipavav Port Ltd.	0.80
Thermax Ltd.	2.13	Gateway Distriparks Ltd.	0.70
Cummins India Ltd.	2.08	Orient Refractories Ltd.	0.07
The Great Eastern Shipping Co. Ltd.	2.07	CBLO	1.68
Britannia Industries Ltd.	1.99	Cash & Cash Receivables	-0.91
MRF Ltd.	1.98	TOTAL	100.00

* Rounded off to the nearest two digits after the decimal point.

Industry Classification

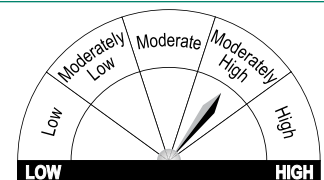


Product Label

This product is suitable for investors who are seeking*:

- Long term capital growth
- Investments predominantly in equity & equity related instruments.

Riskometer



Investors understand that their principal will be at Moderately High risk

*Investors should consult their financial advisors if in doubt about whether the product is suitable for them.

IDBI Nifty Index Fund (INIF)

(An open-ended passively managed equity scheme tracking the Nifty 50 Index [Total Returns Index])

Scheme Features

Investment objective:

The investment objective of the scheme is to invest only in and all the stocks comprising the Nifty 50 Index in the same weights of these stocks as in the Index with the objective to replicate the performance of the Total Returns Index of Nifty 50 Index. The scheme may also invest in derivatives instruments such as Futures and Options linked to stocks comprising the Index or linked to the Nifty 50 Index. The scheme will adopt a passive investment strategy and will seek to achieve the investment objective by minimizing the tracking error between the Nifty 50 Index (Total Returns Index) and the Scheme.

Fund Manager:

Total Experience: Over 9 Years

Mr. Anshul Mishra

(Managing the Scheme since 9th April 2015)

Inception Date:

25th June, 2010

Benchmark:

Nifty 50 Index-TRI (Total Returns Index)

NAV as on 28th April 2017 (₹ per unit):

	Regular	Direct
Growth	17.2822	17.8211
Dividend	16.4806	16.9960

Monthly Average AUM:

₹ 178.90 Crs.

AUM as on 30th April 2017:

₹ 180.44 Crs.

Expense Ratio: (Weighted Average for the month)

Regular : 1.8301%

Direct : 0.6074%

Expense ratio is inclusive of service tax on management fees.

Quantitative Measures:

Portfolio Turnover Ratio^{^^} : 0.52

Tracking Error : 0.1021%

Annualised tracking error for last 12 month's period.

^{^^} Lower of Purchase or Sale for one year/average AUM for one year.

Load Structure:

Entry Load : Not Applicable

Exit Load (for Lumpsum & SIP) : Nil

Dividend History

(Face Value: ₹ 10/- Per Unit)

Record Date	Individual / HUF (₹ Per Unit)	Others (₹ Per Unit)	Cum Dividend NAV* (in ₹)	Ex Dividend NAV (in ₹)
IDBI Nifty Index Fund - Dividend (Regular Plan)				
14th October, 2010	0.4000	0.4000	11.5740	10.9628
31st August, 2010	0.1200	0.0000	10.2883	10.2886

Past performance may or may not be sustained in the future. After the payment of dividend, the per unit NAV of the Dividend option of the Scheme will fall to the extent of the dividend payout and statutory levy, if any. All dividend distribution is subject to availability of distributable surplus on the record date and will be at the discretion of IDBI AMC and IDBI MF Trustee Company. For complete dividend history including daily dividend history, please refer to our website.

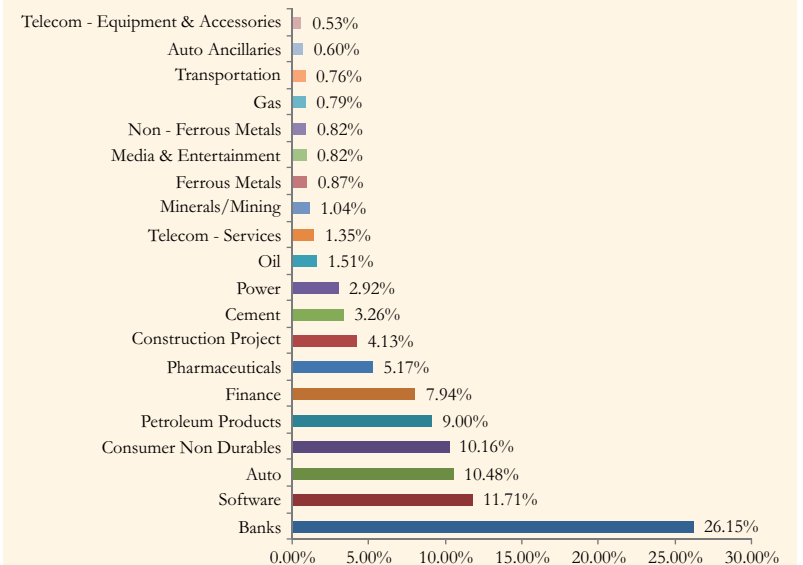
* NAV of the record date.

Portfolio as on 30/04/2017

Security Name	% to Net Assets*	Security Name	% to Net Assets*
EQUITY & EQUITY RELATED	100.01	Bajaj Auto Ltd.	1.12
HDFC Bank Ltd.	8.98	Bharat Petroleum Ltd.	1.08
Housing Development Finance Corpn. Ltd.	7.00	Grasim Industries Ltd.	1.07
ITC Ltd.	6.78	Coal India Ltd.	1.04
Reliance Industries Ltd.	6.64	Eicher Motors Ltd.	0.99
Infosys Ltd.	5.28	Indiabulls Housing Finance Ltd.	0.94
ICICI Bank Ltd.	4.66	Lupin Ltd.	0.92
Larsen & Toubro Ltd	4.13	Dr. Reddys Laboratories Ltd.	0.90
TATA Consultancy Services Ltd.	3.47	Wipro Ltd.	0.90
Kotak Mahindra Bank Ltd.	3.10	TATA Steel Ltd.	0.87
State Bank of India Ltd.	2.66	Zee Entertainment Enterprises Ltd.	0.82
Maruti Suzuki India Ltd.	2.49	Hindalco Industries Ltd.	0.82
Axis Bank Ltd.	2.48	CIPLA Ltd.	0.81
TATA Motors Ltd.	2.48	GAIL (India) Ltd.	0.79
IndusInd Bank Ltd.	2.08	Adani Ports and Special Economic Zone Ltd.	0.76
Sun Pharmaceuticals Industries Ltd.	2.04	Tech Mahindra Ltd.	0.74
Hindustan Unilever Ltd.	1.92	Bosch Ltd.	0.60
Mahindra & Mahindra Ltd.	1.79	Bharti Infratel Ltd.	0.53
Yes Bank Ltd.	1.68	Ambuja Cements Ltd.	0.52
Oil & Natural Gas Corpn. Ltd.	1.51	Bank of Baroda Ltd.	0.51
Asian Paints Ltd.	1.45	Aurobindo Pharma Ltd.	0.49
Bharti Airtel Ltd.	1.35	TATA Power Co. Ltd.	0.43
HCL Technologies Ltd.	1.32	TATA Motors Ltd. DVR	0.41
Power Grid Corpn. of India Ltd.	1.31	ACC Ltd.	0.40
Indian Oil Corpn. Ltd.	1.29	CBLO	0.03
UltraTech Cement Ltd.	1.27	Cash & Cash Receivables	-0.04
Hero Motocorp Ltd.	1.22	TOTAL	100.00
NTPC Ltd.	1.17		

* Rounded off to the nearest two digits after the decimal point.

Industry Classification



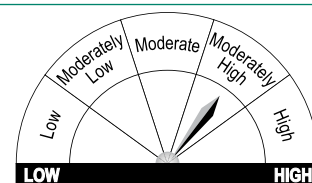
Disclaimer of IISL : The IDBI Nifty Index Fund offered by IDBI Mutual Fund or its affiliates is not sponsored, endorsed, sold or promoted by India Index Services & Products Limited (IISL) and its affiliates. IISL and its affiliates do not make any representation or warranty, express or implied (including warranties of merchantability or fitness for particular purpose or use) and disclaims all liability to the owners of IDBI Nifty Index Fund or any member of the public regarding the advisability of investing in securities generally or in the IDBI Nifty Index Fund linked to Nifty 50 Index or particularly in the ability of the Nifty 50 Index to track general stock market performance in India. Please read the full Disclaimers in relation to the Nifty 50 Index in the Scheme Information Document.

Product Label

This product is suitable for investors who are seeking*:

- Long Term growth in a passively managed scheme tracking Nifty 50 Index (TRI)
- Investments only in and all stocks comprising Nifty 50 Index in the same weight of these stocks as in Index with objective to replicate performance of Nifty 50 Index (TRI)

Riskometer



Investors understand that their principal will be at Moderately High risk

*Investors should consult their financial advisors if in doubt about whether the product is suitable for them.

IDBI Nifty Junior Index Fund (INJIF)

(An open-ended passively managed equity scheme tracking the Nifty Next 50 Index (Total Returns Index))

Scheme Features

Investment objective:

The investment objective of the scheme is to invest only in and all the stocks comprising the Nifty Next 50 Index in the same weights of these stocks as in the Index with the objective to replicate the performance of the Total Returns Index of Nifty Next 50 Index. The scheme may also invest in derivatives instruments such as Futures and Options linked to stocks comprising the Index or linked to the Nifty Next 50 Index as and when the derivative products on the same are made available. The scheme will adopt a passive investment strategy and will seek to achieve the investment objective by minimizing the tracking error between the Nifty Next 50 Index (Total Returns Index) and the Scheme.

Fund Manager:

Mr. Anshul Mishra

Total Experience: Over 9 Years

(Managing the Scheme since 9th April 2015)

Inception Date:

20th September, 2010

Benchmark:

Nifty Next 50 Index-TRI (Total Returns Index)

NAV as on 28th April 2017 (₹ per unit):

	Regular	Direct
Growth	20.1502	20.8717
Dividend	20.1502	20.8717

Monthly Average AUM:

₹ 39.47 Crs.

AUM as on 30th April 2017:

₹ 39.50 Crs.

Expense Ratio: (Weighted Average for the month)

Regular : 1.8041%

Direct : 0.5783%

Expense ratio is inclusive of service tax on management fees.

Quantitative Measures:

Portfolio Turnover Ratio^{^^} : 0.45

Tracking Error : 0.3028%

Annualised tracking error for last 12 month's period.

^{^^} Lower of Purchase or Sale for one year/average AUM for one year.

Load Structure:

Entry Load : Not Applicable

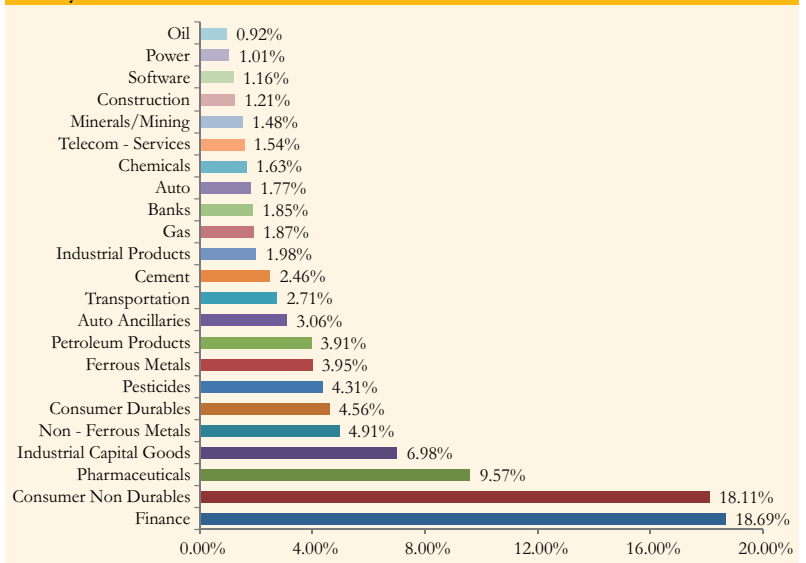
Exit Load (for Lumpsum & SIP) : Nil

Portfolio as on 30/04/2017

Security Name	% To Net Assets*	Security Name	% To Net Assets*
EQUITY & EQUITY RELATED	99.66		
UPL Ltd.	4.31	Ashok Leyland Ltd.	1.77
Bajaj Finserv Ltd.	4.06	Siemens Ltd.	1.72
Vedanta Ltd.	3.92	Havells India Ltd.	1.68
Hindustan Petroleum Corp. Ltd.	3.91	Cadila Healthcare Ltd.	1.65
Bajaj Finance Ltd.	3.89	Pidilite Industries Ltd.	1.63
Godrej Consumer Products Ltd.	3.21	Idea Cellular Ltd.	1.54
Britannia Industries Ltd.	3.11	NMDC Ltd.	1.48
Motherson Sumi Systems Ltd.	3.06	United Spirits Ltd.	1.41
JSW Steel Ltd.	3.04	DLF Ltd.	1.21
LIC Housing Finance Ltd.	2.98	Divis Laboratories Ltd.	1.17
Piramal Enterprises Ltd.	2.97	Oracle Financial Services Software Ltd.	1.16
Titan Co. Ltd.	2.88	ICICI Prudential Life Insurance Co. Ltd.	1.11
Shree Cements Ltd.	2.46	ABB India Ltd.	1.09
Rural Electrification Corp. Ltd.	2.39	Torrent Pharmaceuticals Ltd.	1.02
Marico Ltd.	2.39	Procter & Gamble Hygiene and Health Care Ltd.	1.02
Dabur India Ltd.	2.36	NHPC Ltd.	1.01
Bharat Heavy Electricals Ltd.	2.32	Hindustan Zinc Ltd.	0.99
Shriram Transport Finance Co. Ltd.	2.22	Emami Ltd.	0.95
Power Finance Corp. Ltd.	2.05	Oil India Ltd.	0.92
Colgate Palmolive (India) Ltd.	2.02	Steel Authority of India Ltd.	0.92
Glenmark Pharmaceuticals Ltd.	1.99	GlaxoSmithkline Consumer Healthcare Ltd.	0.88
Cummins India Ltd.	1.98	United Breweries Ltd.	0.78
Container Corp. of India Ltd.	1.95	Glaxosmithkline Pharmaceuticals Ltd.	0.77
Petronet LNG Ltd.	1.87	Interglobe Aviation Ltd.	0.76
Bharat Electronics Ltd.	1.85	CBLO	0.31
Punjab National Bank Ltd.	1.85	Cash & Cash Receivables	0.03
		TOTAL	100.00

* Rounded off to the nearest two digits after the decimal point.

Industry Classification



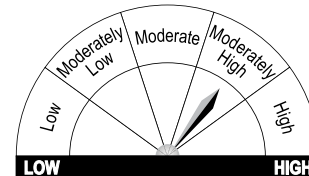
Disclaimer of IISL: The IDBI Nifty Junior Index Fund offered by IDBI Mutual Fund or its affiliates is not sponsored, endorsed, sold or promoted by India Index Services & Products Limited (IISL) and its affiliates. IISL and its affiliates do not make any representation or warranty, express or implied (including warranties of merchantability or fitness for particular purpose or use) and disclaims all liability to the owners of IDBI Nifty Junior Index Fund or any member of the public regarding the advisability of investing in securities generally or in the IDBI Nifty Junior Index Fund linked to Nifty Next 50 Index or particularly in the ability of the Nifty Next 50 Index to track general stock market performance in India. Please read the full Disclaimers in relation to the Nifty Next 50 Index in the Scheme Information Document.

Product Label

This product is suitable for investors who are seeking*:

- Long Term growth in a passively managed scheme tracking Nifty Next 50 Index (TRI)
- Investments only in and all stocks comprising Nifty Next 50 Index in the same weight of these stocks as in Index with objective to replicate performance of Nifty Next 50 Index (TRI)

Riskometer



Investors understand that their principal will be at Moderately High risk

*Investors should consult their financial advisors if in doubt about whether the product is suitable for them.

IDBI Midcap Fund (IMF)

(An open-ended equity scheme)

Scheme Features

Investment objective:

The objective of the scheme is to provide investors with the opportunities for long-term capital appreciation by investing predominantly in Equity and Equity related instruments of Midcap Companies. However there can be no assurance that the investment objective under the scheme will be realized.

Fund Managers:

V. Balasubramanian

Total Experience:

Over 35 Years
(Managing the Scheme since inception)

Inception Date:

25th January 2017

Benchmark:

Nifty Free Float Midcap 100

NAV as on 28th April 2017 (₹ per unit):

	Regular	Direct
Growth	10.74	10.81
Dividend	10.74	10.81

Monthly Average AUM:

₹ 239.90 Crs.

AUM as on 30th April 2017:

₹ 244.84 Crs.

Expense Ratio: (Weighted Average for the month)

Regular : 3.0175%

Direct : 0.4744%

Expense ratio is inclusive of service tax on management fees.

Load Structure:

Entry Load : Not Applicable

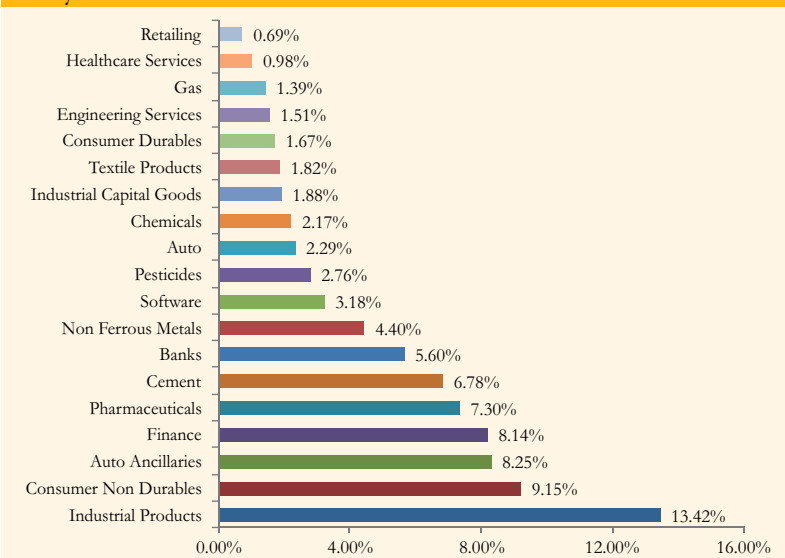
Exit Load : 1% for exit within 12 months from the date of allotment.

Portfolio as on 30/04/2017

Security Name	% To Net Assets*	Security Name	% To Net Assets*
EQUITY & EQUITY RELATED	83.38	Navin Fluorine International Ltd.	1.16
Procter & Gamble Hygiene and Health Care Ltd.	2.94	Endurance Technologies Ltd.	1.15
RBL Bank Ltd.	2.77	Strides Shasun Ltd.	1.10
Akzo Nobel India Ltd.	2.48	Emami Ltd.	1.08
Finolex Industries Ltd.	2.40	Finolex Cables Ltd.	1.07
Shree Cements Ltd.	2.35	CCL Products (India) Ltd.	1.05
AIA Engineering Ltd.	2.22	Tech Mahindra Ltd.	1.02
TATA Elxsi Ltd.	2.16	Vinati Organics Ltd.	1.01
Indiabulls Housing Finance Ltd.	2.08	Dr. Lal Pathlabs Ltd.	0.98
Cummins India Ltd.	2.04	Himatsingka Seide Ltd.	0.97
Vedanta Ltd.	1.99	ELGI Equipment Ltd.	0.96
Motherson Sumi Systems Ltd.	1.97	Carbondum Universal Ltd.	0.96
Minda Industries Ltd.	1.96	Force Motors Ltd.	0.95
Canara Bank Ltd.	1.90	Century Plyboards (India) Ltd.	0.95
Siemens Ltd.	1.88	IDFC Bank Ltd.	0.94
Aurobindo Pharma Ltd.	1.86	Hindustan Copper Ltd.	0.94
Bajaj Finance Ltd.	1.82	Cadila Healthcare Ltd.	0.90
Amara Raja Batteries Ltd.	1.82	Manpasand Beverages Ltd.	0.86
Torrent Pharmaceuticals Ltd.	1.74	Trident Ltd.	0.85
Mahindra & Mahindra Financial Services Ltd.	1.72	Bharat Financial Inclusion Ltd.	0.82
Sanofi India Ltd.	1.71	Kirloskar Oil Engines Ltd.	0.77
PNB Housing Finance Ltd.	1.70	S H Kelkar and Co. Ltd.	0.75
The Ramco Cements Ltd.	1.68	Gujarat State Petronet Ltd.	0.74
Supreme Industries Ltd.	1.61	Johnson Controls-Hitachi Air Conditioning India Ltd.	0.72
VA Tech Wabag Ltd.	1.51	Trent Ltd.	0.69
UPL Ltd.	1.48	Gujarat Gas Ltd.	0.65
Grasim Industries Ltd.	1.41	Timken India Ltd.	0.21
National Aluminium Co. Ltd.	1.40	7.5% Vandana Redeemable Preference Shares	0.07
JK Tyre and Industries Ltd.	1.35	CBLO	17.34
Escorts Ltd.	1.34	Cash & Cash Receivables	-0.71
Dalmia Bharat Ltd.	1.33	TOTAL	100.00
PI Industries Ltd.	1.28		
Sterlite Technologies Ltd.	1.20		

* Rounded off to the nearest two digits after the decimal point.

Industry Classification



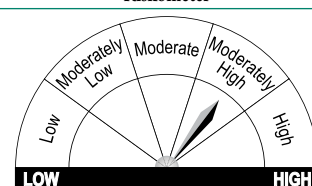
Disclaimer of IISL: The IDBI Midcap Fund offered by IDBI Mutual Fund is not sponsored, endorsed, sold or promoted by India Index Services & Products Limited (IISL). IISL does not make any representation or warranty, express or implied (including warranties of merchantability or fitness for particular purpose or use) and disclaims all liability to the owners of IDBI Midcap Fund or any member of the public regarding the advisability of investing in securities generally or in the IDBI Midcap Fund linked to Nifty Free Float Midcap 100 Index or particularly in the ability of the Nifty Free Float Midcap 100 Index to track general stock market performance in India. Please read the full Disclaimers in relation to the Nifty Free Float Midcap 100 Index in the Scheme Information Document.

Product Label

This product is suitable for investors who are seeking*:

- Long term capital growth
- Investment predominantly in equity & equity related instruments of Midcap companies

Riskometer



Investors understand that their principal will be at Moderately High risk

*Investors should consult their financial advisors if in doubt about whether the product is suitable for them.

IDBI Prudence Fund (IPF)

(An open-ended balanced scheme)

Scheme Features

Investment objective:

The investment objective of the scheme would be to generate opportunities for capital appreciation along with income by investing in a diversified basket of equity and equity related instruments, debt and money market instruments. However, there can be no assurance that the investment objective of the scheme will be realized.

Fund Managers:

Fund Managers:	Total Experience:
V. Balasubramanian (Equity Portion)	Over 35 Years (Managing the Scheme since inception)
Mr. Ganti N. Murthy (Debt Portion)	Over 22 Years (Managed the Scheme upto 2nd May, 2017)
Mr. Raju Sharma (Debt Portion)	Over 25 Years (Managing the Scheme since 3rd May, 2017)

Inception Date:

24th October 2016

Benchmark:

50% S&P BSE 500 Index + 50% CRISIL Composite Bond Fund Index

NAV as on 28th April 2017 (₹ per unit):

	Regular	Direct
Growth	11.2684	11.3638
Dividend	11.2684	11.3638

Monthly Average AUM:

₹ 344.99 Crs.

AUM as on 30th April 2017:

₹ 360.97 Crs.

Expense Ratio: (Weighted Average for the month)

Regular : 3.1603%

Direct : 1.1029%

Expense ratio is inclusive of service tax on management fees.

Load Structure:

Entry Load : Not Applicable
Exit Load : 1% for exit within 12 months from the date of allotment.
(for Lumpsum & SIP) No load on exit after the aforementioned period.

Portfolio as on 30/04/2017

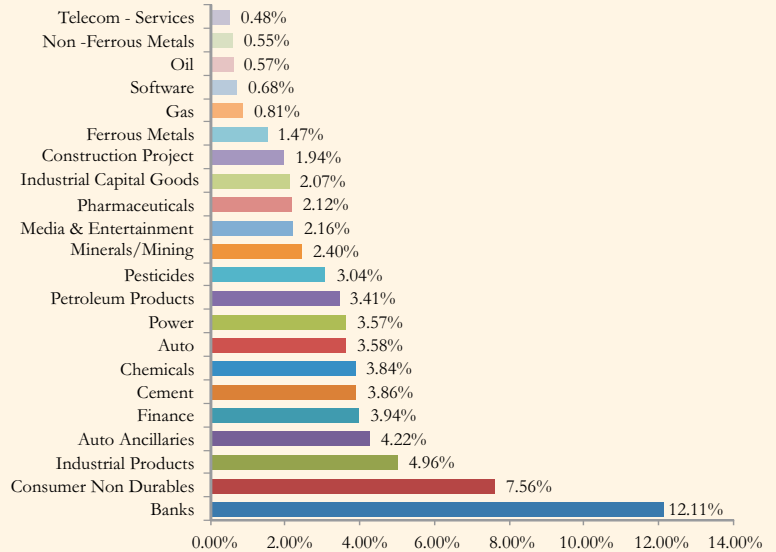
Issuer / Security Name	Rating	% To Net Assets*	Issuer / Security Name	Rating	% To Net Assets*
FIXED COUPON BONDS		17.99	Sun TV Network Ltd.	N.A	1.12
Dewan Housing Finance Corpn. Ltd.	CARE AAA	4.19	Tube Investments of India Ltd.	N.A	1.12
ICICI Bank Ltd.	CARE AA+	2.79	Birla Corpn. Ltd.	N.A	1.07
LIC Housing Finance Ltd.	CRISIL AAA	2.78	NMDC Ltd.	N.A	1.06
Power Finance Corpn. Ltd.	CRISIL AAA	2.77	Inox Leisure Ltd.	N.A	1.04
Rural Electrification Corpn. Ltd.	CRISIL AAA	2.73	Finolex Cables Ltd.	N.A	1.02
Fullerton India Credit Co. Ltd.	CARE AAA	1.38	CESC Ltd.	N.A	1.01
Reliance Ports & Terminals Ltd.	CRISIL AAA	1.36	Sundram Fasteners Ltd.	N.A	1.00
EQUITY & EQUITY RELATED		69.34	Reliance Infrastructure Ltd.	N.A	0.99
HDFC Bank Ltd.	N.A	3.86	Godrej Consumer Products Ltd.	N.A	0.97
UPL Ltd.	N.A	3.04	JSW Energy Ltd.	N.A	0.93
Yes Bank Ltd.	N.A	2.71	Heidelberg Cement India Ltd.	N.A	0.86
Pidlite Industries Ltd.	N.A	2.39	Kansai Nerolac Paints Ltd.	N.A	0.82
ICICI Bank Ltd.	N.A	2.24	Petronet LNG Ltd.	N.A	0.81
Nestle India Ltd.	N.A	2.23	Info Edge India Ltd.	N.A	0.68
Indian Oil Corpn. Ltd.	N.A	2.19	Indiabulls Housing Finance Ltd.	N.A	0.65
Hindustan Unilever Ltd.	N.A	2.07	Power Grid Corpn. of India Ltd.	N.A	0.65
Bharat Heavy Electricals Ltd.	N.A	2.07	TVS Srichakra Ltd.	N.A	0.64
TVS Motor Co. Ltd.	N.A	2.06	Timken India Ltd.	N.A	0.61
State Bank of India Ltd.	N.A	2.01	Oil & Natural Gas Corpn. Ltd.	N.A	0.57
Larsen & Toubro Ltd.	N.A	1.94	Hindustan Zinc Ltd.	N.A	0.55
Century Textiles and Industries Ltd.	N.A	1.93	Sun Pharmaceuticals Industries Ltd.	N.A	0.53
Jain Irrigation Systems Ltd.	N.A	1.63	Infrastructure Development Finance Co. Ltd.	N.A	0.52
Bharat Forge Ltd.	N.A	1.59	TATA Communications Ltd.	N.A	0.48
Dewan Housing Finance Corpn. Ltd.	N.A	1.54	Wockhardt Ltd.	N.A	0.29
Godrej Industries Ltd.	N.A	1.48	TATA Motors Ltd. DVR	N.A	0.23
JSW Steel Ltd.	N.A	1.47	Sintex Industries Ltd.	N.A	0.11
Exide Industries Ltd.	N.A	1.46	FIXED DEPOSITS		1.63
Aarti Industries Ltd.	N.A	1.45	IDBI Bank Ltd.	N.A	1.63
Coal India Ltd.	N.A	1.34	GOV'T SECURITIES		1.43
IDBI Bank Ltd.	N.A	1.30	07.68 GOI 2023	SOV	1.43
Lupin Ltd.	N.A	1.30	CBLO		9.48
Force Motors Ltd.	N.A	1.29	Cash & Cash Receivables		0.13
Rural Electrification Corpn. Ltd.	N.A	1.23	TOTAL		100.00
Castrol India Ltd.	N.A	1.21			

* Rounded off to the nearest two digits after the decimal point.

Fixed Deposits placed for margin purpose for Derivative Exposure

Total Outstanding exposure in Derivative Instruments as on April 30, 2017: Rs. 3,548.42 (Market Value in Lakhs)

Industry Classification (for equity & equity related)

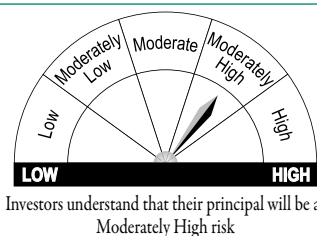


Product Label

This product is suitable for investors who are seeking*:

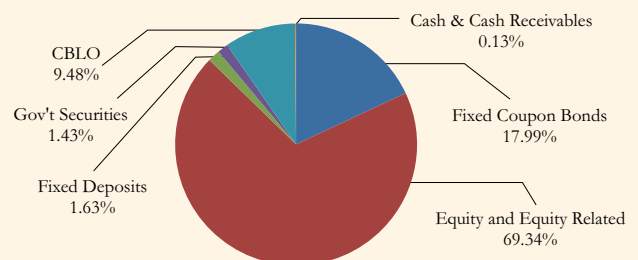
- Long term capital appreciation with income.
- Investments in equity & equity related instruments as well as debt and money market instruments.

Riskometer



*Investors should consult their financial advisors if in doubt about whether the product is suitable for them.

Asset Profile



IDBI Monthly Income Plan (IMIP)

(An open ended Income Scheme. Monthly Income is not assured and is subject to availability of distributable surplus)

Scheme Features

Investment objective:

The investment objective of the scheme would be to provide regular income along with opportunities for capital appreciation through investments in a diversified basket of debt instruments, equity and money market instruments.

Fund Manager:

Mr. Ganti N. Murthy
(Debt Portion)

Total Experience:

Over 22 Years
(Managed the Scheme upto 2nd May, 2017)

Mr. Raju Sharma
(Debt Portion)

Over 25 Years
(Managing the Scheme since 3rd May, 2017)

Mr. Anshul Mishra
(Equity Portion)

Over 9 Years
(Managing the Scheme since 17th October, 2016)

Inception Date:

7th March, 2011

Benchmark:

CRISIL MIP Blended Index

NAV as on 28th April 2017 (₹ per unit):

	Regular	Direct
Growth	15.6391	16.0261
Monthly Dividend	13.3161	11.9345
Quarterly Dividend	12.4540	10.8298

Monthly Average AUM:

₹ 33.03 Crs.

AUM as on 30th April 2017:

₹ 30.32 Crs.

Expense Ratio: (Weighted Average for the month)

Regular : 2.7493%

Direct : 1.3871%

Expense ratio is inclusive of service tax on management fees.

Quantitative Measures:

YTM : 7.24%

Average Maturity : 4.63 Years

Modified Duration : 3.54 Years

Portfolio Turnover Ratio^^ : 2.35

^^ Lower of Purchase or Sale for one year/average AUM for one year.

Load Structure:

Entry Load : Not Applicable

Exit Load : for Lumpsum -

1% for exit (New/Additional Purchase/Switch-out/Transfer/SWP) within 12 months from the date of allotment.

for SIP -

1% for exit (New/Additional Purchase/Switch-out/Transfer/SWP) within 12 months from the date of allotment of each installment.

Dividend History

(Face Value: ₹ 10/- Per Unit)

Record Date	Individual / HUF (₹ Per Unit)	Others (₹ Per Unit)	Cum Dividend NAV* (in ₹)	Ex Dividend NAV (in ₹)
IDBI Monthly Income Plan - Monthly Dividend (Regular Plan)				
26th December, 2013	0.0545	0.0522	10.2703	10.2166
25th November, 2013	0.0468	0.0448	10.2157	10.1493
25th July, 2013	0.0545	0.0522	10.2261	10.1763
IDBI Monthly Income Plan - Monthly Dividend (Direct Plan)				
27th March, 2017	0.0428	0.0000	11.9265	11.9094
25th January, 2017	0.1592	0.0000	12.1371	11.9331
25th November, 2016	0.0609	0.0000	12.1061	11.9723
IDBI Monthly Income Plan - Quarterly Dividend (Regular Plan)				
20th April, 2017	0.2516	0.2331	12.7928	12.4160
6th July, 2015	0.1150	0.1065	11.7568	11.5837
27th March, 2015	0.2385	0.2212	12.0213	11.7359
IDBI Monthly Income Plan - Quarterly Dividend (Direct Plan)				
29th September, 2014	0.1948	0.1866	11.5885	11.3330
17th April, 2014	0.0935	0.0896	10.8922	10.7753
3rd April, 2013	0.1839	0.1567	10.4314	10.2030

Past performance may or may not be sustained in the future. After the payment of dividend, the per unit NAV of the Dividend option of the Scheme will fall to the extent of the dividend payout and statutory levy, if any. All dividend distribution is subject to availability of distributable surplus on the record date and will be at the discretion of IDBI AMC and IDBI MF Trustee Company. For complete dividend history including daily dividend history, please refer to our website.

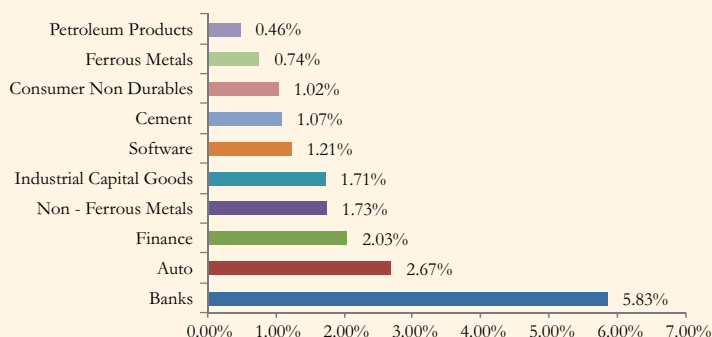
*NAV of the record date.

Portfolio as on 30/04/2017

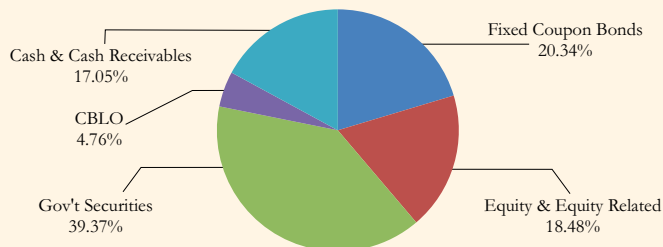
Issuer / Security Name	Rating	% To Net Assets*	Issuer / Security Name	Rating	% To Net Assets*
FIXED COUPON BONDS					
NTPC Ltd.	CRISIL AAA	7.05	Eicher Motors Ltd.	N.A.	1.46
Housing Development Finance Corpn. Ltd.	CRISIL AAA	6.68	Infosys Ltd.	N.A.	1.21
Ujivan Financial Services	ICRA A+	6.60	TATA Motors Ltd.	N.A.	1.21
EQUITY & EQUITY RELATED					
IndusInd Bank Ltd.	N.A.	2.15	Shree Cements Ltd.	N.A.	1.07
Kotak Mahindra Bank Ltd.	N.A.	2.04	Britannia Industries Ltd.	N.A.	1.02
Housing Development Finance Corpn. Ltd.	N.A.	2.03	TATA Steel Ltd	N.A.	0.74
Hindustan Zinc Ltd.	N.A.	1.73	Indian Oil Corpn. Ltd.	N.A.	0.46
Bharat Electronics Ltd.	N.A.	1.71	GOVT SECURITIES		
ICICI Bank Ltd.	N.A.	1.64	08.27 GOI 2020	SOV	17.17
			07.59 GOI 2026	SOV	22.20
			CBLO		4.76
			Cash & Cash Receivables		17.05
			TOTAL		100.00

* Rounded off to the nearest two digits after the decimal point.

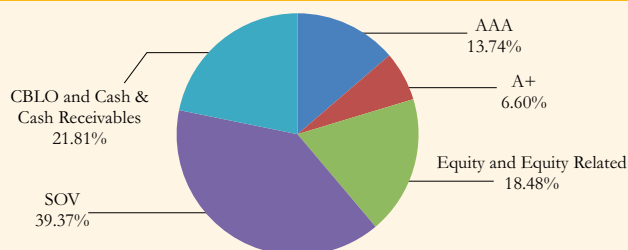
Industry Classification (for equity & equity related)



Asset Profile



Rating Profile

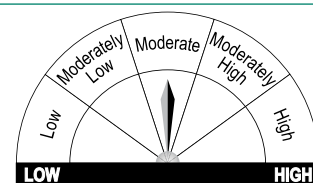


Product Label

This product is suitable for investors who are seeking*:

- Medium term regular income and capital appreciation
- Investments in fixed income securities (debt and money market) as well as equity and equity related instruments.

Riskometer



Investors understand that their principal will be at Moderate risk

*Investors should consult their financial advisors if in doubt about whether the product is suitable for them.

IDBI Liquid Fund (ILIQF)

(An open-ended liquid scheme)

Scheme Features

Investment objective:

The investment objective of the scheme will be to provide investors with high level of liquidity along with regular income for their investment. The scheme will endeavour to achieve this objective through an allocation of the investment corpus in a low risk portfolio of money market and debt instruments.

Fund Manager:

Mr. Ganti N. Murthy

Total Experience:

Over 22 Years
(Managed the Scheme upto 2nd May, 2017)

Mr. Raju Sharma

Over 25 Years
(Managing the Scheme since 3rd May, 2017)

Inception Date:

9th July, 2010

Benchmark:

CRISIL Liquid Fund Index

NAV as on 30th April 2017 (₹ per unit):

	Regular	Direct
Growth	1742.9298	1750.2770
Daily Dividend	1005.2683	1002.3548
Weekly Dividend	1007.1932	1003.9836
Monthly Dividend	1004.3818	1002.9443
Bonus [^]	1307.2005	1312.7058

[^] Bonus option in this scheme has been discontinued from 15th July, 2015.

Monthly Average AUM:

₹ 3,449.75 Crs.

AUM as on 30th April 2017:

₹ 3,448.07 Crs.

Expense Ratio: (Weighted Average for the month)

Regular : 0.2522%

Direct : 0.1552%

Expense ratio is inclusive of service tax on management fees.

Quantitative Measures:

YTM : 6.44%
Average Maturity : 36 Days
Modified Duration : 36 Days

Load Structure:

Entry Load : Not Applicable

Exit Load (for Lumpsum & SIP) : Nil

Dividend History (Face Value: ₹ 1000/- Per Unit)

Record Date	Individual / HUF (₹ Per Unit)	Others (₹ Per Unit)	Cum Dividend NAV* (in ₹)	Ex Dividend NAV (in ₹)
IDBI Liquid Fund - Monthly Dividend (Regular Plan)				
25th April, 2017	3.7438	3.4623	1008.5402	1003.5289
27th March, 2017	3.5401	3.2706	1003.7019	1003.5289
27th February, 2017	4.2051	3.8961	1009.1770	1003.5289
IDBI Liquid Fund - Monthly Dividend (Direct Plan)				
25th April, 2017	3.7932	0.0000	1007.1573	1002.0799
27th March, 2017	3.5863	0.0000	1002.2551	1002.0799
27th February, 2017	4.2623	0.0000	1007.8051	1002.0799

Past performance may or may not be sustained in the future. After the payment of dividend, the per unit NAV of the Dividend option of the Scheme will fall to the extent of the dividend payout and statutory levy, if any. All dividend distribution is subject to availability of distributable surplus on the record date and will be at the discretion of IDBI AMC and IDBI MF Trustee Company. For complete dividend history including daily dividend history, please refer to our website.

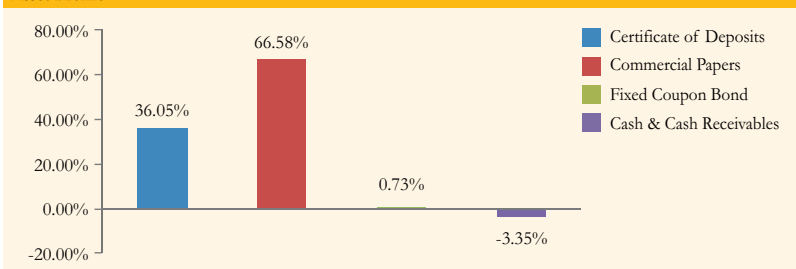
* NAV of the record date.

Portfolio as on 30/04/2017

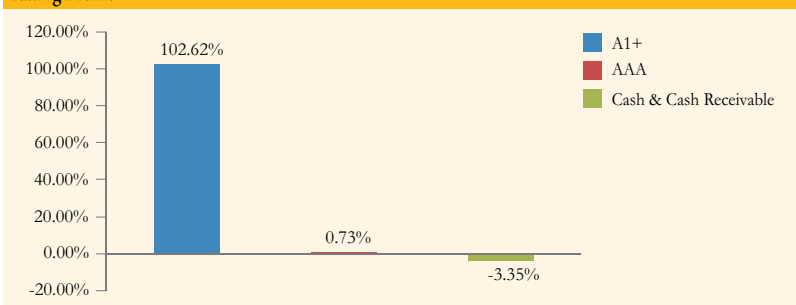
Issuer Name	Rating	% To Net Assets*	Issuer Name	Rating	% To Net Assets*
CERTIFICATE OF DEPOSITS					
Oriental Bank of Commerce	CRISIL A1+	7.36	Shapoorji Pallonji And Co. Pvt. Ltd.	ICRA A1+	2.88
Axis Bank Ltd.	CRISIL A1+	7.20	Cox And Kings Ltd.	CARE A1+	2.88
RBL Bank Limited	ICRA A1+	5.62	Aditya Birla Nuvo Ltd.	ICRA A1+	2.87
Abu Dhabi Commercial Bank	CRISIL A1+	2.89	ECL Finance Ltd.	CRISIL A1+	2.74
The South Indian Bank Limited	CARE A1+	2.60	Manappuram Finance Ltd.	ICRA A1+	2.17
IDFC Bank	ICRA A1+	2.31	TGS Investment & Trade Pvt. Ltd.	ICRA A1+	2.16
Karur Vysya Bank	CRISIL A1+	2.16	Aadhar Housing Finance Ltd.	CRISIL A1+	2.16
HDFC Bank Ltd.	CARE A1+	2.16	Birla TMT Holdings Pvt. Ltd. (Aditya Birla Group)	CRISIL A1+	2.16
ICICI Bank Ltd.	ICRA A1+	2.16	National Bank of Agriculture & Rural Development	CRISIL A1+	1.44
IndusInd Bank Ltd.	CRISIL A1+	1.44	IL & FS Securities Services Ltd.	CARE A1+	1.44
The Federal Bank Ltd.	CRISIL A1+	0.14	Blue Star Ltd.	CARE A1+	1.44
COMMERCIAL PAPERS					
CESC	CARE A1+	5.77	Turquoise Investments & Finance Pvt. Ltd.	CRISIL A1+	1.43
Piramal Enterprises Ltd.	ICRA A1+	5.76	Reliance Jio Infocomm Ltd.	CARE A1+	0.72
Century Textiles and Industries Ltd.	CRISIL A1+	5.62	Family Credit Ltd.	CARE A1+	0.72
The Ramco Cements Ltd.	ICRA A1+	5.07	Manappuram Finance Ltd.	CRISIL A1+	0.72
Aditya Birla Finance Ltd.	ICRA A1+	4.31	FIXED COUPON BOND		0.73
Redington (India) Ltd.	ICRA A1+	4.04	Power Finance Corp. Ltd.	CRISIL AAA	0.73
India Bulls Housing Finance Ltd.	CRISIL A1+	4.03	Cash & Cash Receivables		-3.35
Hudco Ltd.	IND A1+	4.03	TOTAL		100.00

* Rounded off to the nearest two digits after the decimal point.

Asset Profile



Rating Profile

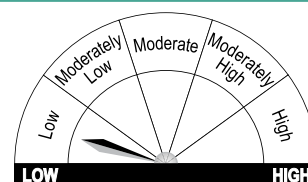


Product Label

This product is suitable for investors who are seeking*:

- High level of liquidity along with regular income for short term
- Investments in Debt / Money Market Instruments with maturity / residual maturity up to 91 days

Riskometer



Investors understand that their principal will be at Low risk

*Investors should consult their financial advisors if in doubt about whether the product is suitable for them.

IDBI Ultra Short Term Fund (IUSTF)

(An open-ended debt scheme)

Scheme Features

Investment objective:

The objective of the scheme will be to provide investors with regular income for their investment. The scheme will endeavour to achieve this objective through an allocation of the investment corpus in a diversified portfolio of money market and debt instruments with maturity predominantly between a liquid fund and a short term fund while maintaining a portfolio risk profile similar to a liquid fund.

Fund Manager:

Mr. Bhupesh Kalyani

Total Experience:

Over 15 Years
(Managing the Scheme since 1st February, 2017)

Inception Date:

3rd September, 2010

Benchmark:

CRISIL Liquid Fund Index

NAV as on 28th April 2017 (₹ per unit):

	Regular	Direct
Growth	1721.9649	1760.5332
Daily Dividend	1016.0646	1031.1905
Weekly Dividend	1040.2352	1049.1770
Monthly Dividend	1041.8356	1323.2417
Bonus [^]	1721.9605	1759.6988

[^]Bonus option in this scheme has been discontinued from 15th July, 2015.

Monthly Average AUM:

₹ 963.49 Crs.

AUM as on 30th April 2017:

₹ 1,053.81 Crs.

Expense Ratio: (Weighted Average for the month)

Regular : 1.4818%

Direct : 0.6682%

Expense ratio is inclusive of service tax on management fees.

Quantitative Measures:

YTM : 6.90%
Average Maturity : 272 Days
Modified Duration : 231 Days

Load Structure:

Entry Load : Not Applicable

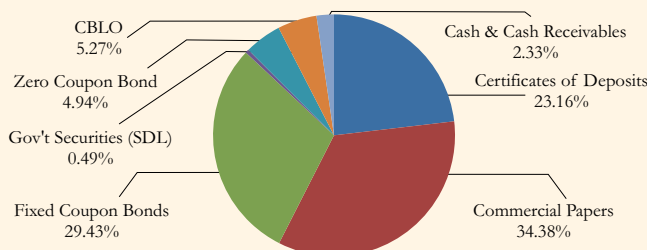
Exit Load (for Lumpsum & SIP) : Nil

Portfolio as on 30/04/2017

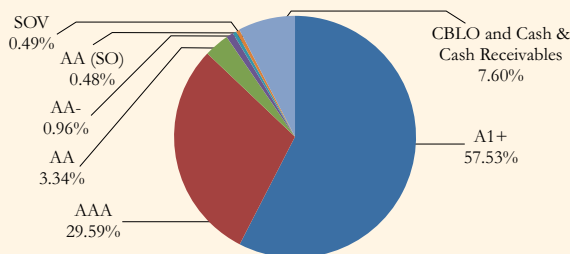
Issuer Name	Rating	% To Net Assets*	Issuer Name	Rating	% To Net Assets*
CERTIFICATE OF DEPOSITS			FIXED COUPON BONDS		
HDFC Bank Ltd.	CARE A1+	6.94	India Bulls Housing Finance Ltd.	CARE AAA	6.67
ICICI Bank Ltd.	ICRA A1+	4.62	National Bank of Agriculture & Rural Development	CRISIL AAA	5.21
Oriental Bank of Commerce	CRISIL A1+	3.78	Power Finance Corpn. Ltd.	CRISIL AAA	3.86
IDFC Bank	ICRA A1+	2.76	TATA Motors Finance Ltd.	CRISIL AA	3.34
Axis Bank Ltd.	CRISIL A1+	2.34	Dewan Housing Finance Corpn. Ltd.	CARE AAA	2.39
IndusInd Bank Ltd.	CRISIL A1+	2.25	Rural Electrification Corpn. Ltd.	CRISIL AAA	2.13
RBI Bank Limited	ICRA A1+	0.47	NTPC Ltd.	CRISIL AAA	1.46
COMMERCIAL PAPERS			ZERO COUPON BOND		
Cox And Kings Ltd.	CARE A1+	4.70	Indian Railways Finance Corpn. Ltd.	CRISIL AAA	1.03
Shapoorji Pallonji And Co. Pvt. Ltd.	ICRA A1+	4.66	LIC Housing Finance Ltd.	CRISIL AAA	0.97
Indian Railways Finance Corpn. Ltd.	CRISIL A1+	4.62	JSW Steel Ltd.	ICRA AA	0.96
TATA Capital Financial Services Ltd.	ICRA A1+	4.53	Sunny View Estates Pvt. Ltd.	ICRA AA (SO)	0.48
Manappuram Finance Ltd.	ICRA A1+	3.31	Housing Development Finance Corpn. Ltd.	CRISIL AAA	0.48
India Bulls Housing Finance Ltd.	CRISIL A1+	2.70	Reliance Ports & Terminals Ltd.	CRISIL AAA	0.47
Manappuram Finance Ltd.	CRISIL A1+	2.36	GOV'T SECURITIES		
Family Credit Ltd.	CARE A1+	2.36	08.39 Rajasthan SDL 15 Mar 2021	SOV	0.49
TATA Motors Finance Ltd.	ICRA A1+	2.35	ZERO COUPON BOND		
Housing Development Finance Corpn. Ltd.	ICRA A1+	2.33	LIC Housing Finance Ltd.	CARE AAA	4.94
Reliance Jio Infocomm Ltd.	CARE A1+	0.47	CBLO		5.27
			Cash & Cash Receivables		2.33
			TOTAL		100.00

* Rounded off to the nearest two digits after the decimal point.

Asset Profile



Rating Profile



Dividend History (Face Value: ₹ 1000/- Per Unit)

Record Date	Individual / HUF (₹ Per Unit)	Others (₹ Per Unit)	Cum Dividend NAV* (in ₹)	Ex Dividend NAV (in ₹)
IDBI Ultra Short Term Fund - Monthly Dividend (Regular Plan)				
25th April, 2017	1.7727	1.6424	1044.0333	1041.5412
27th March, 2017	1.4055	1.3022	1039.4614	1039.1247
27th February, 2017	1.3103	1.2140	1038.4586	1036.8630
IDBI Ultra Short Term Fund - Monthly Dividend (Direct Plan)				
26th May, 2014	5.8651	5.6171	1095.2741	1088.0036
25th April, 2014	3.7781	3.6183	1091.7597	1087.6860
27th May, 2013	6.1592	5.2478	1015.8688	1009.0185

Past performance may or may not be sustained in the future. After the payment of dividend, the per unit NAV of the Dividend option of the Scheme will fall to the extent of the dividend payout and statutory levy, if any. All dividend distribution is subject to availability of distributable surplus on the record date and will be at the discretion of IDBI AMC and IDBI MF Trustee Company. For complete dividend history including daily dividend history, please refer to our website.

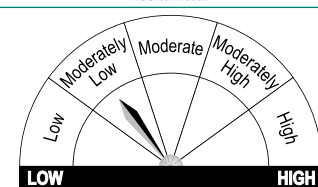
* NAV of the record date.

Product Label

This product is suitable for investors who are seeking*:

- Regular income for short term
- Investments in Debt / Money Market Instruments with maturity predominantly between a liquid fund and short term fund while maintaining portfolio risk profile similar to liquid fund

Riskometer



Investors understand that their principal will be at Moderately Low risk

*Investors should consult their financial advisors if in doubt about whether the product is suitable for them.

Snapshot of IDBI Mutual Fund Schemes

	IEAF	IDEF	IMF	IIT100EF	INIF	INJIF	IPF	IMIP	ILQF	IDBF	IGF	IUSTF	ISTBF	ICDOF	IGFOF	IDBIGOLD
Benchmark	S&P BSE 200 Index	S&P BSE 500 Index	Nifty Free Float Midcap 100	Nifty 100 Index	Nifty 50 Index-TRI (Total Returns Index)	Nifty Next 50 Index-TRI (Total Returns Index)	50% S&P BSE 500 Index + 50% CRISIL Composite Bond Fund Index	CRISIL MIP Blended Index	CRISIL Liquid Fund Index	CRISIL Composite Bond Fund Index	CRISIL Gilt Index	CRISIL Liquid Fund Index	CRISIL Short Term Bond Fund Index	CRISIL Short Term Bond Fund Index	Domestic price of Gold	Domestic price of Physical Gold
Fund Manager	Mr. V. Balasubramanian			Mr. Anshul Mishra			Mr. V. Balasubramanian (Equity Portion) Mr. Ganti N. Murthy (Debt Portion) Upto 2nd May, 2017 Mr. Raju Sharma (Debt portion) w.e.f 3rd May 2017	Mr. Anshul Mishra (Equity portion) Mr. Ganti N. Murthy (Debt portion) Upto 2nd May, 2017 Mr. Raju Sharma (Debt portion) w.e.f 3rd May 2017	Mr. Ganti N. Murthy (Upto 2nd May, 2017) Mr. Raju Sharma (w.e.f. 3rd May, 2017)			Mr. Bhupesh Kalyani		Mr. Anshul Mishra		
Minimum / Maximum Application Amount	Minimum Application Amount (Lumpsum) New Purchase – Rs. 5000/- and in multiples of Re. 1/- thereafter For IEAF – Rs. 500/- and in multiples of Rs. 500/- thereafter							Maximum Application Amount (Lumpsum) New & Additional Purchase: No limit							For IDBI Gold : Authorized participants & Large investors - In creation unit lot of 1000 units and multiples of 1000 units thereof or in equivalent amount in cash.	
Minimum Additional Investment	Rs. 1000/- and in multiples of Re.1/- thereafter For IEAF – Rs. 500/- and in multiples of Rs.500/- thereafter															
SIP	<ul style="list-style-type: none"> • Rs. 500 per month for a minimum period of 12 months. • Rs. 1000 per month for a minimum period of 6 months. • Rs. 1500 per quarter for a minimum period of 4 quarters. • Only for IUSTF: Rs. 500 per day for a minimum of 30 installments continuously for all business days. Investments above minimum amount mentioned shall be made in multiples of Rs.1/- for all SIP, except for IEAF it shall be made in multiples of Rs. 500/- . In case of SIP transactions, statutory lock-in period of 3 years is applicable to every installment made to IEAF.															
SWP & STP	Minimum balance in the Scheme should be Rs.25,000/- at the time of enrollment. SWP/STP from IEAF to any other Schemes of IDBI Mutual Fund is available only after completion of lock-in period of 3 years.															
	Sub-options for STP			Eligible dates for effect			Minimum amount per transfer*			Daily STP amount per transfer			Minimum term / duration applicable			
	Daily (only offered under ILIQF, IUSTF and ISTBF)			All Business days			Rs. 200/-			Rs. 200/- to less than Rs. 500/-			30 Business days			
	Weekly			1st Business day of the week			Rs. 1,000/-			Rs. 500/- to less than Rs. 1,000/-			12 Business days			
	Monthly			1st, 5th, 10th, 15th, 20th and 25th of the month			Rs. 1,000/-			Rs. 1,000/- and above			6 Business days			
	Quarterly			1st, 5th, 10th, 15th, 20th and 25th of the each quarter			Rs. 2,500/-			Weekly & Monthly STP: 12 Installments; Quarterly STP: 4 Installments						
	(*Multiples of Re.1/- thereafter except under IEAF where STP will be made at a minimum of Rs.500/- and in multiples of Rs.500/- thereafter.) SWP: Minimum amount for each withdrawal is Rs.1000/- and in multiples of Re.1/- thereafter for a minimum period of 6 months. Withdrawal on 25 th of each month or, if 25 th is a holiday, then the next effective business day.															

Full Form of SIP, SWP & STP is “Systematic Investment Plan”, “Systematic Withdrawal Plan” & “Systematic Transfer Plan”

Plans, options and sub-options

No	Scheme	Plan*	Option	Sub-option / Frequency of Dividend	Mode of dividend payment
1	IEAF	Regular & Direct	Dividend	NA	Payout/ Sweep
			Growth	NA	NA
2	IDEF	Regular & Direct	Dividend	NA	Reinvestment / Payout/ Sweep
			Growth	NA	NA
3	IIT100EF	Regular & Direct	Dividend	NA	Reinvestment / Payout/ Sweep
			Growth	NA	NA
4	INIF	Regular & Direct	Dividend	NA	Reinvestment / Payout/ Sweep
			Growth	NA	NA
5	INJIF	Regular & Direct	Dividend	NA	Reinvestment / Payout/ Sweep
			Growth	NA	NA
6	IMF	Regular & Direct	Dividend	NA	Reinvestment / Payout/ Sweep
			Growth	NA	NA
7	IPF	Regular & Direct	Dividend	NA	Reinvestment / Payout/ Sweep
			Growth	NA	NA
8	IMIP	Regular & Direct	Dividend	Monthly/ Quarterly	Reinvestment / Payout/ Sweep
			Growth / Growth with Regular Cash Flow Plan (RCFP)	NA	NA
9	ILIQF	Regular & Direct	Dividend	Daily/ Weekly/ Monthly	Reinvestment / Payout/ Sweep
			Growth	NA	NA
10	IUSTF	Regular & Direct	Dividend	Daily/ Weekly/ Monthly	Reinvestment / Payout/ Sweep
			Growth	NA	NA
11	ICDOF	Regular & Direct	Dividend	Quarterly/Annually	Reinvestment / Payout/ Sweep
			Growth	NA	NA

No	Scheme	Plan*	Option	Sub-option / Frequency of Dividend	Mode of dividend payment
12	ISTBF	Regular & Direct	Dividend	Weekly/ Monthly	Reinvestment / Payout/ Sweep
			Growth	NA	NA
13	IDBF	Regular & Direct	Dividend	Quarterly/Annually	Reinvestment / Payout/ Sweep
			Growth	NA	NA
14	IGF	Regular & Direct	Dividend	Quarterly/Annually	Reinvestment / Payout/ Sweep
			Growth	NA	NA
15	IGFOF	Regular & Direct	Growth	NA	NA

*All plans other than Direct plan will be treated as Regular Plan.

For all schemes, Sweep facility is allowed only if dividend amount is Rs.1000/- & above.

The Mutual Fund is not assuring any dividend nor is it assuring that it will make any dividend distributions. All dividend distributions are subject to the availability of distributable surplus and would depend on the performance of the scheme(s) and will be at the discretion of the IDBIAMC and IDBIMF Trustee Company.

Load Structure (for lumpsum & SIP)	Entry Load (For normal transactions / Switch-in and SIP) – Not applicable
	Exit Load (Redemption / Switch-out/ Transfer/ SWP): For INIF, INJIF, ILIQF, IUSTF, ISTBF & IDBIGOLD : Nil For IDBF, IPF, IMIP, IIT100EF, IDEF, IMF & IGFOF- 1% for exit within 12 months from the date of allotment. For IEAF: Nil. (Statutory lock-in of 3 years). For IDBI Gilt Fund: 0.50% for exit within 30 days from the date of allotment. For ICDOF: 2% for exit up to & including 18 months from the date of allotment. The exit load will be applicable for both normal transactions and SIP transactions. In case of SIP, the date of allotment for each installment for subscription will be reckoned for charging exit load on redemption.

Statutory Details: IDBI Mutual Fund has been set up as a trust sponsored by IDBI Bank Ltd. with IDBI MF Trustee Company Ltd. as the Trustee (Trustee under the Indian Trusts Act, 1882) and with IDBI Asset Management Ltd. as the Investment Manager.

Mutual fund investments are subject to market risks, read all scheme related documents carefully.

IDBI Short Term Bond Fund (ISTBF)

(An open-ended debt scheme)

Scheme Features

Investment objective:

The objective of the scheme will be to provide investors with regular income for their investment. The scheme will endeavour to achieve this objective through an allocation of the investment corpus in a diversified portfolio of debt and money market instruments.

Fund Manager:

Mr. Bhupesh Kalyani

Total Experience:

Over 15 Years
(Managing the Scheme since 1st February, 2017)

Inception Date:

23rd March, 2011

Benchmark:

CRISIL Short Term Bond Fund Index

NAV as on 28th April 2017 (₹ per unit):

	Regular	Direct
Growth	16.3964	16.9652
Weekly Dividend	11.0623	11.6527
Monthly Dividend	11.3878	13.8651

Monthly Average AUM:

₹ 132.84 Crs.

AUM as on 30th April 2017:

₹ 118.75 Crs.

Expense Ratio: (Weighted Average for the month)

Regular : 2.0295%

Direct : 0.8962%

Expense ratio is inclusive of service tax on management fees.

Quantitative Measures:

YTM : 7.70%
Average Maturity : 1.82 Years
Modified Duration : 1.56 Years

Load Structure:

Entry Load : Nor Applicable

Exit Load (for Lumpsum & SIP) : Nil

Dividend History (Face Value: ₹ 10/- Per Unit)

Record Date	Individual / HUF (₹ Per Unit)	Others (₹ Per Unit)	Cum Dividend NAV* (in ₹)	Ex Dividend NAV (in ₹)
IDBI Short Term Bond Fund - Monthly Dividend (Regular Plan)				
25th April, 2017	0.0202	0.0187	11.4166	11.3841
27th February, 2017	0.0133	0.0123	11.3550	11.3396
25th January, 2017	0.0389	0.0361	11.3684	11.3181

Record Date	Individual / HUF (₹ Per Unit)	Others (₹ Per Unit)	Cum Dividend NAV* (in ₹)	Ex Dividend NAV (in ₹)
IDBI Short Term Bond Fund - Monthly Dividend (Direct Plan)				
25th June, 2014	0.0443	0.0424	10.9455	10.8945
26th May, 2014	0.0748	0.0716	10.9656	10.8736
25th April, 2014	0.0460	0.0440	10.8967	10.8443

Past performance may or may not be sustained in the future. After the payment of dividend, the per unit NAV of the Dividend option of the Scheme will fall to the extent of the dividend payout and statutory levy, if any. All dividend distribution is subject to availability of distributable surplus on the record date and will be at the discretion of IDBI AMC and IDBI MF Trustee Company. For complete dividend history including daily dividend history, please refer to our website.

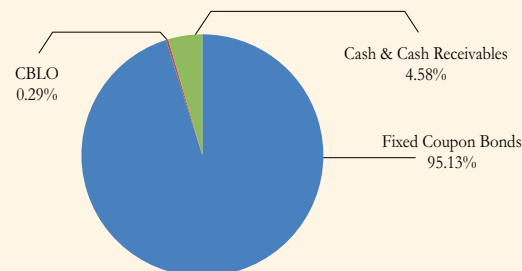
* NAV of the record date.

Portfolio as on 30/04/2017

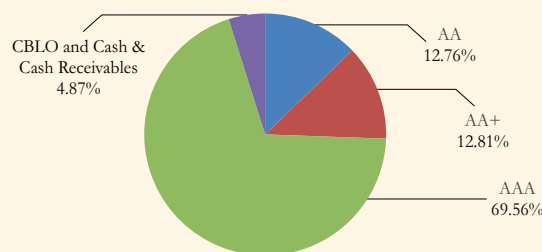
Issuer Name	Rating	% To Net Assets*
FIXED COUPON BONDS		
Exim Bank	CRISIL AAA	13.05
Power Finance Corpn. Ltd.	CRISIL AAA	12.86
Dewan Housing Finance Corpn. Ltd.	CARE AAA	12.75
Indian Railways Finance Corpn. Ltd.	CRISIL AAA	8.60
Aditya Birla Finance Ltd.	ICRA AA+	8.54
Reliance Jio Infocomm Ltd.	CRISIL AAA	8.52
Cholamandalam Investment & Finance Co. Ltd.	ICRA AA	8.47
Reliance Gas Transportation Infrastructure Ltd.	CRISIL AAA	4.37
Power Grid Corpn. of India Ltd.	CRISIL AAA	4.32
ECL Finance Ltd.	ICRA AA	4.28
TATA Capital Financial Services Ltd.	CARE AA+	4.27
Volkswagen Finance Pvt. Ltd.	IND AAA	4.24
Housing Development Finance Corpn. Ltd.	CRISIL AAA	0.85
CBLO		0.29
Cash & Cash Receivables		4.58
TOTAL		100.00

* Rounded off to the nearest two digits after the decimal point.

Asset Profile



Rating Profile

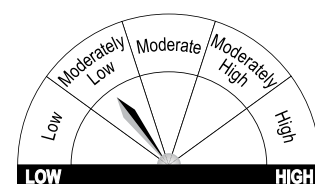


Product Label

This product is suitable for investors who are seeking*:

- Regular income for short term
- Investments in Debt / Money Market Instruments with duration / maturity / residual maturity not exceeding 3 years

Riskometer



Investors understand that their principal will be at Moderately Low risk

*Investors should consult their financial advisors if in doubt about whether the product is suitable for them.

IDBI Corporate Debt Opportunities Fund (ICDOF)

(An open-ended income scheme)

Scheme Features

Investment objective:

The objective of the Scheme is to generate regular income and opportunities for capital appreciation while maintaining liquidity through active management of a diversified portfolio comprising of debt and money market instruments across the investment grade credit rating and maturity spectrum. However, there can be no assurance that the investment objective of the scheme will be realized / achieved.

Fund Manager:

Mr. Bhupesh Kalyani

Total Experience:

Over 15 Years
(Managing the Scheme since 1st February, 2017)

Inception Date:

3rd March, 2014

Benchmark:

CRISIL Short Term Bond Fund Index

NAV as on 28th April 2017 (₹ per unit):

	Regular	Direct
Growth	13.0881	13.4496
Quarterly Dividend	10.4577	10.6434
Annual Dividend	10.5513	13.1803

Monthly Average AUM:

₹ 162.41 Crs.

AUM as on 30th April 2017:

₹ 160.18 Crs.

Expense Ratio: (Weighted Average for the month)

Regular : 2.6176%

Direct : 1.3931%

Expense ratio is inclusive of service tax on management fees.

Quantitative Measures:

YTM : 8.19%

Average Maturity : 2.09 Years

Modified Duration : 1.67 Years

Load Structure:

Entry Load : Not Applicable

Exit Load : for Lumpsum -

2% for exit (Redemption/Switch-out/Transfer/SWP) upto & including 18 months from the date of allotment.

for SIP -

2% for exit (Redemption/Switch-out/Transfer/SWP) upto & including 18 months from the date of allotment of each installment.

Dividend History

(Face Value: ₹ 10/- Per Unit)

Record Date	Individual / HUF (₹ Per Unit)	Others (₹ Per Unit)	Cum Dividend NAV* (in ₹)	Ex Dividend NAV (in ₹)
IDBI Corporate Debt Opportunities Fund - Quarterly Dividend (Regular Plan)				
20th April, 2017	0.8315	0.7703	11.6110	10.4566
19th October, 2015	0.1189	0.1101	10.5176	10.3552
6th July, 2015	0.1780	0.1649	10.4910	10.2484
IDBI Corporate Debt Opportunities Fund - Quarterly Dividend (Direct Plan)				
20th April, 2017	0.9376	0.0000	11.9408	10.6397
19th October, 2015	0.1311	0.0000	10.6789	10.4999
6th July, 2015	0.1348	0.0000	10.5644	10.3819
IDBI Corporate Debt Opportunities Fund - Annual Dividend (Regular Plan)				
20th April, 2017	1.0921	0.0000	12.0655	10.5502
27th March, 2015	0.6304	0.0000	11.0963	10.2355

Past performance may or may not be sustained in the future. After the payment of dividend, the per unit NAV of the Dividend option of the Scheme will fall to the extent of the dividend payout and statutory levy, if any. All dividend distribution is subject to availability of distributable surplus on the record date and will be at the discretion of IDBI AMC and IDBI MF Trustee Company. For complete dividend history including daily dividend history, please refer to our website.

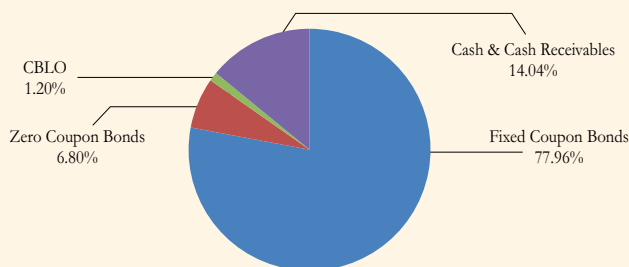
* NAV of the record date.

Portfolio as on 30/04/2017

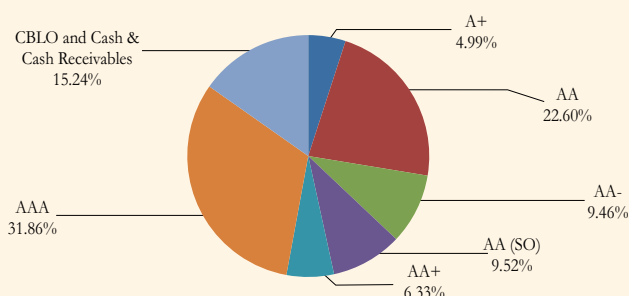
Issuer Name	Rating	% To Net Assets*
FIXED COUPON BONDS		77.96
Sunny View Estates Pvt. Ltd.	ICRA AA (SO)	9.52
Indostar Capital Finance Ltd.	CARE AA-	9.46
Dewan Housing Finance Corpn. Ltd.	CARE AAA	9.45
Reliance Jio Infocomm Ltd.	CRISIL AAA	6.59
ECL Finance Ltd.	ICRA AA	6.35
Adani Transmission Ltd.	IND AA+	6.33
NTPC Ltd.	CRISIL AAA	6.08
Ujjivan Financial Services	ICRA A+	4.99
Indian Railways Finance Corpn. Ltd.	CRISIL AAA	3.38
Rural Electrification Corpn. Ltd.	CRISIL AAA	3.21
Cholamandalam Investment & Finance Co. Ltd.	ICRA AA	3.16
Piramal Enterprises Ltd.	ICRA AA	3.16
Power Finance Corpn. Ltd.	CRISIL AAA	3.15
Steel Authority of India Ltd.	IND AA	3.13
ZERO COUPON BOND		6.80
JM Financial Products Ltd.	ICRA AA	6.80
CBLO		1.20
Cash & Cash Receivables		14.04
TOTAL		100.00

* Rounded off to the nearest two digits after the decimal point.

Asset Profile



Rating Profile

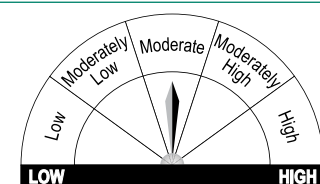


Product Label

This product is suitable for investors who are seeking*:

- Regular income & capital appreciation through active management for at least medium term horizon
- Investments in Debt / Money Market Instruments across the investment grade credit rating and maturity spectrum

Riskometer



Investors understand that their principal will be at Moderate risk

*Investors should consult their financial advisors if in doubt about whether the product is suitable for them.

IDBI Dynamic Bond Fund (IDBF)

(An open-ended debt scheme)

Scheme Features

Investment objective:

The objective of the scheme is to generate income while maintaining liquidity through active management of a portfolio comprising of debt and money market instruments.

Fund Manager:

Mr. Ganti N. Murthy

Total Experience:

Over 22 Years
(Managed the Scheme upto 2nd May, 2017)

Mr. Raju Sharma

Over 25 Years
(Managing the Scheme since 3rd May, 2017)

Inception Date:

21st February 2012

Benchmark:

CRISIL Composite Bond Fund Index

NAV as on 28th April 2017 (₹ per unit):

	Regular	Direct
Growth	14.1948	14.5529
Quarterly Dividend	10.5860	12.7483
Annual Dividend	10.3974	11.8542

Monthly Average AUM:

₹ 39.04 Crs.

AUM as on 30th April 2017:

₹ 37.72 Crs.

Expense Ratio: (Weighted Average for the month)

Regular : 2.7709%

Direct : 1.3804%

Expense ratio is inclusive of service tax on management fees.

Quantitative Measures:

YTM : 6.45%

Average Maturity : 4.13 Years

Modified Duration : 2.98 Years

Load Structure:

Entry Load : Not Applicable

Exit Load : for Lumpsum -
1% for exit (Redemption/Switch-out/Transfer/SWP) on or before 12 months from the date of allotment.

For SIP -

1% for exit (Redemption/Switch-out/Transfer/SWP) on or before 12 months from the date of allotment of each installment.

Dividend History

(Face Value: ₹ 10/- Per Unit)

Record Date	Individual / HUF (₹ Per Unit)	Others (₹ Per Unit)	Cum Dividend NAV* (in ₹)	Ex Dividend NAV (in ₹)
IDBI Dynamic Bond Fund - Quarterly Dividend (Regular Plan)				
20th April, 2017	0.7980	0.7394	11.7089	10.5886
19th October, 2015	0.0585	0.0542	10.7392	10.6605
6th July, 2015	0.0771	0.0715	10.5050	10.3880
IDBI Dynamic Bond Fund - Quarterly Dividend (Direct Plan)				
29th September, 2014	0.3507	0.3358	10.7090	10.2445
17th April, 2014	0.3896	0.3732	10.7673	10.2862
IDBI Dynamic Bond Fund - Annual Dividend (Regular Plan)				
20th April, 2017	0.8926	0.8270	11.6510	10.3999
27th March, 2015	0.7992	0.7412	11.3590	10.2782
17th April, 2014	0.1403	0.1343	10.3119	10.1496
IDBI Dynamic Bond Fund - Annual Dividend (Direct Plan)				
27th March, 2015	0.8203	0.7607	11.4143	10.3051
17th April, 2014	0.1636	0.1567	10.3474	10.1555

Past performance may or may not be sustained in the future. After the payment of dividend, the per unit NAV of the Dividend option of the Scheme will fall to the extent of the dividend payout and statutory levy, if any. All dividend distribution is subject to availability of distributable surplus on the record date and will be at the discretion of IDBI AMC and IDBI MF Trustee Company. For complete dividend history including daily dividend history, please refer to our website.

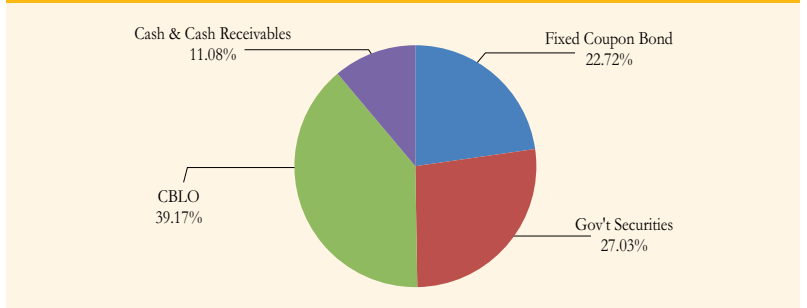
* NAV of the record date.

Portfolio as on 30/04/2017

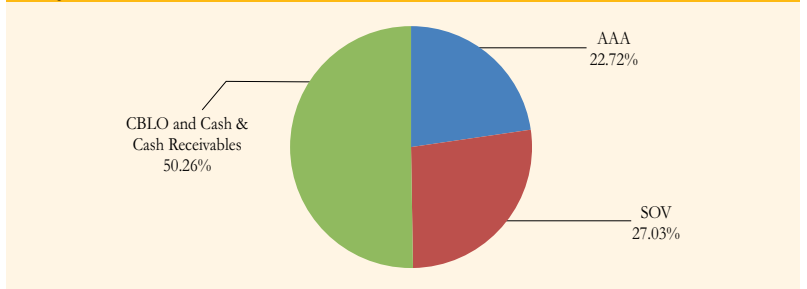
Issuer Name	Rating	% To Net Assets*
FIXED COUPON BONDS		
NTPC Ltd.	CRISIL AAA	9.51
Rural Electrification Corpn. Ltd.	CRISIL AAA	7.83
Housing Development Finance Corpn. Ltd.	CRISIL AAA	5.37
GOVT SECURITIES		
07.59 GOI 2026	SOV	15.09
06.97 GOI 2026	SOV	11.93
CBLO		39.17
Cash & Cash Receivables		11.08
TOTAL		100.00

* Rounded off to the nearest two digits after the decimal point.

Asset Profile



Rating Profile

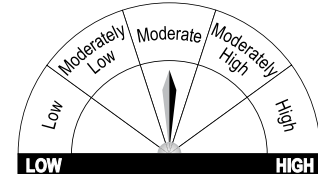


Product Label

This product is suitable for investors who are seeking*:

- Generate income along with attendant liquidity through active management of portfolio with at least medium term horizon
- Investments in Debt (including Government Securities) / Money Market Instruments

Riskometer



Investors understand that their principal will be at Moderate risk

*Investors should consult their financial advisors if in doubt about whether the product is suitable for them.

IDBI Gilt Fund (IGF)

(An open-ended dedicated gilt scheme)

Scheme Features

Investment objective:

The investment objective of the scheme would be to provide regular income along with opportunities for capital appreciation through investments in a diversified basket of central government dated securities, state government securities and treasury bills. However, there can be no assurance that the investment objective of the scheme will be realized / achieved.

Fund Manager:

Mr. Ganti N. Murthy

Total Experience:

Over 22 Years
(Managed the Scheme upto 2nd May, 2017)

Mr. Raju Sharma

Over 25 Years
(Managing the Scheme since 3rd May, 2017)

Inception Date:

21st December, 2012

Benchmark:

CRISIL Gilt Index

NAV as on 28th April 2017 (₹ per unit):

	Regular	Direct
Growth	14.1997	14.5015
Quarterly Dividend	10.4045	11.4816
Annual Dividend	10.5159	10.8809

Monthly Average AUM:

₹ 20.08 Crs.

AUM as on 30th April 2017:

₹ 21.33 Crs.

Expense Ratio: (Weighted Average for the month)

Regular : 2.2741%

Direct : 1.1038%

Expense ratio is inclusive of service tax on management fees.

Quantitative Measures:

YTM : 6.07%

Average Maturity : 3.69 Years

Modified Duration : 2.66 Years

Load Structure:

Entry Load : Not Applicable

Exit Load : for Lumpsum -

0.50% for exit (Redemption/Switch-out/Transfer/SWP) within 30 days from the date of allotment.

For SIP -

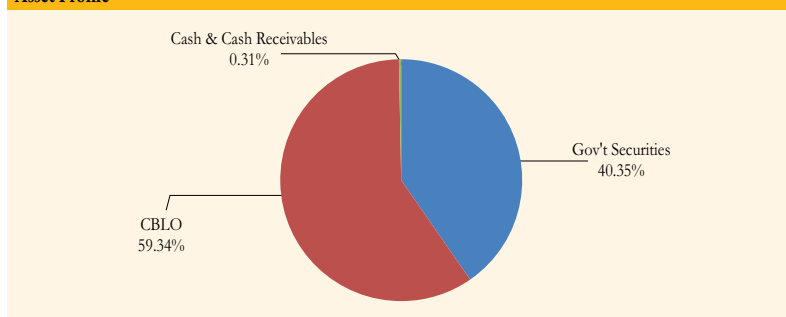
0.50% for exit (Redemption/Switch-out/Transfer/SWP) within 30 days from the date of allotment of each installment.

Portfolio as on 30/04/2017

Issuer Name	Rating	% to Net Assets*
GOV'T SECURITIES		40.35
06.97 GOI 2026	SOV	25.79
07.59 GOI 2026	SOV	14.56
CBLO		59.34
Cash & Cash Receivables		0.31
TOTAL		100.00

* Rounded off to the nearest two digits after the decimal point.

Asset Profile



Dividend History (Face Value: ₹ 10/- Per Unit)

Record Date	Individual / HUF (₹ Per Unit)	Others (₹ Per Unit)	Cum Dividend NAV* (in ₹)	Ex Dividend NAV (in ₹)
IDBI Gilt Fund - Quarterly Dividend (Regular Plan)				
19th October, 2015	0.1533	0.1421	10.5736	10.3855
6th July, 2015	0.0869	0.0805	10.3237	10.1936
27th March, 2015	0.5607	0.5199	11.0875	10.3432
IDBI Gilt Fund - Quarterly Dividend (Direct Plan)				
19th October, 2015	0.1639	0.1518	11.1166	10.9153
6th July, 2015	0.0961	0.0890	10.8506	10.7073
27th March, 2015	1.0183	0.9444	12.2354	10.8638
IDBI Gilt Fund - Annual Dividend (Regular Plan)				
20th April, 2017	1.0847	0.0000	12.0341	10.5184
27th March, 2015	0.9936	0.9215	11.8111	10.4722
17th April, 2014	0.3585	0.3433	10.6705	10.2259
IDBI Gilt Fund - Annual Dividend (Direct Plan)				
20th April, 2017	0.9847	0.0000	12.2581	10.8809
27th March, 2015	0.9768	0.0000	11.8291	10.5137
17th April, 2014	0.3896	0.3732	10.7019	10.2176

Past performance may or may not be sustained in the future. After the payment of dividend, the per unit NAV of the Dividend option of the Scheme will fall to the extent of the dividend payout and statutory levy, if any. All dividend distribution is subject to availability of distributable surplus on the record date and will be at the discretion of IDBI AMC and IDBI MF Trustee Company. For complete dividend history including daily dividend history, please refer to our website.

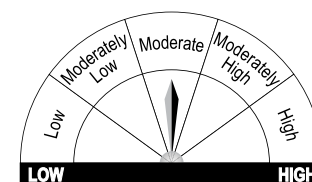
* NAV of the record date.

Product Label

This product is suitable for investors who are seeking*:

- Long term regular income along with capital appreciation with at least medium term horizon
- Investments in dated Central & State Government Securities / T-Bills / Money Market Instrument

Riskometer



Investors understand that their principal will be at Moderate risk

*Investors should consult their financial advisors if in doubt about whether the product is suitable for them.

IDBI Gold Fund (IGFOF)

(An open-ended fund of funds scheme)

Scheme Features

Investment objective:

The investment objective of the Scheme will be to generate returns that correspond closely to the returns generated by IDBI Gold Exchange Traded Fund.

Fund Manager:

Mr. Anshul Mishra

Total Experience:

Over 9 Years
(Managing the Scheme since 9th April 2015)

Inception Date:

14th August, 2012

Benchmark:

Domestic price of Gold

NAV as on 28th April 2017 (₹ per unit):

	Regular	Direct
Growth	8.6746	8.8141

Monthly Average AUM:

₹ 43.21 Crs.

AUM as on 30th April 2017:

₹ 42.35 Crs.

Expense Ratio: (Weighted Average for the month)

Regular : 1.3606%

Direct : 0.8381%

Expense ratio is inclusive of service tax on management fees.

Load Structure:

Entry Load : Not Applicable

Exit Load : for Lumpsum -
1% for exit (Redemption/Switch-out/Transfer/SWP) within
12 months from the date of allotment.

for SIP -

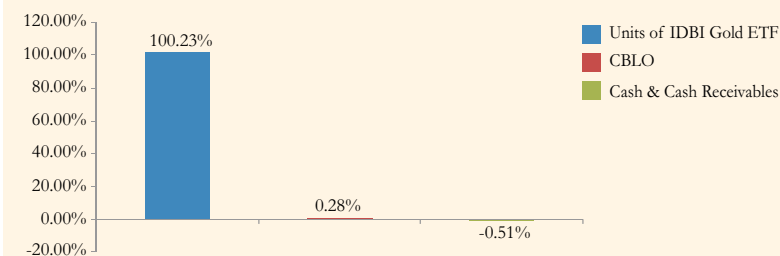
1% for exit (Redemption/Switch-out/Transfer/SWP) within
12 months from the date of allotment of each installment.

Portfolio as on 30/04/2017

Issuer Name	% To Net Assets*
Units of IDBI Gold Exchange Traded Fund	100.23
CBLO	0.28
Cash & Cash Receivables	-0.51
TOTAL	100.00

* Rounded off to the nearest two digits after the decimal point.

Asset Profile



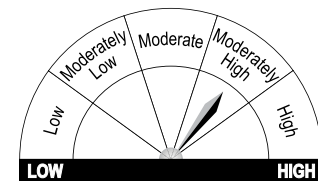
The Total Expense Ratio (TER) including the weighted average of charges levied by the underlying schemes will not exceed 1.70% p.a. of the daily net assets. The maximum TER after including the additional expense towards distribution of assets to cities beyond Top 15 cities, if any, that may be charged to the Scheme will not exceed 2.00% p.a. of the daily net assets. The expense ratio under direct plan shall exclude distribution expenses, commission, etc.

Product Label

This product is suitable for investors who are seeking*:

- To replicate returns of IDBI Gold ETF with atleast medium term horizon
- Investments in units of IDBI Gold ETF / Money Market Instruments / IDBI Liquid Fund Scheme

Riskometer



Investors understand that their principal will be at Moderately High risk

*Investors should consult their financial advisors if in doubt about whether the product is suitable for them.

AUM REPORT FOR THE QUARTER ENDED 31/03/2017

Rs. in Lakhs

Asset class wise disclosure of AUM & AAUM

Category	AUM as on the last day of the Quarter	Average AUM for the Quarter
Income	91,809.16	149,832.13
Equity (other than ELSS)	136,865.22	127,429.86
Balanced	32,938.21	28,594.39
Liquid	134,018.70	400,955.35
Gilt	1,939.71	2,070.22
Equity - ELSS	60,132.92	55,034.35
GOLD ETF	7,757.50	7,979.08
Other ETF	0.00	0.00
Fund of Fund investing overseas	0.00	0.00
TOTAL	465,461.41	771,895.38

Note : Since IDBI Gold Fund (FOF Domestic) invests predominantly in units of IDBI Gold Exchange Traded Fund, the AUM and Average AUM of IDBI Gold Fund are disclosed separately below:

Rs. in Lakhs

Asset class wise disclosure of AUM & AAUM

Category	AUM as on the last day of the Quarter	Average AUM for the Quarter
FOF (Domestic)	4,289.51	4,437.38

Disclosure of percentage of AUM by geography (Includes FOF Domestic)

Geographical Spread	% of Total AUM as on the last day of the Quarter
Top 5 Cities	57.13%
Next 10 Cities	21.34%
Next 20 Cities	10.54%
Next 75 Cities	8.32%
Others	2.67%
TOTAL	100.00%

IDBI Gold Exchange Traded Fund (IDBIGOLD)

(An open-ended gold exchange traded scheme)

Scheme Features

Investment objective:

To invest in physical gold and gold related instruments with the objective to replicate the performance of gold in domestic prices. The ETF will adopt a passive investment strategy and will seek to achieve the investment objective by minimizing the tracking error between the Fund and the underlying asset.

Fund Manager:

Mr. Anshul Mishra

Total Experience:

Over 9 Years
(Managing the Scheme since 9th April 2015)

Inception Date:

9th November, 2011

Benchmark:

Domestic price of Physical Gold

NAV as on 28th April 2017 (₹ per unit):

NAV	2,773.7213
Physical Gold Price*	2,920.6300
Cash Component	-146.9087

* Source: Bank of Nova Scotia (Custodian for IDBI Gold ETF)

Monthly Average AUM:

₹ 78.28 Crs.

AUM as on 30th April 2017:

₹ 77.10 Crs.

Expense Ratio: (Weighted Average for the month)

Regular : 0.5667%

Expense ratio is inclusive of service tax on management fees.

Quantitative Measures:

Tracking Error : 0.2637%

Annualised tracking error for last 12 month's period.

Load Structure:

Entry Load : Not Applicable

Exit Load (for Lumpsum & SIP) : Nil

Listing:

The Scheme is listed on National Stock Exchange of India Ltd. (NSE) and BSE Ltd.

NSE Disclaimer for IDBI Gold Exchange Traded Fund : It is to be distinctly understood that the permission given by NSE should not in any way be deemed or construed that the Scheme Information Document has been cleared or approved by NSE nor does it certify the correctness or completeness of any of the contents of the Draft Scheme Information Document. The investors are advised to refer to the Scheme Information Document for the full text of the 'Disclaimer Clause of NSE'.

BSE Disclaimer for IDBI Gold Exchange Traded Fund : It is to be distinctly understood that the permission given by BSE Ltd. should not in any way be deemed or construed that the SID has been cleared or approved by BSE Ltd. nor does it certify the correctness or completeness of any of the contents of the SID. The investors are advised to refer to the SID for the full text of the 'Disclaimer Clause of BSE Ltd.'

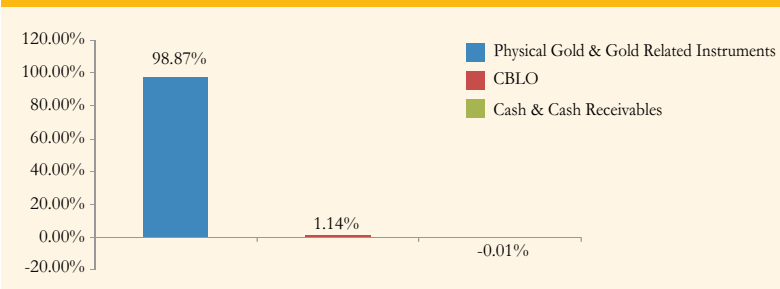
Portfolio as on 30/04/2017

Issuer Name	% To Net Assets*
Physical Gold & Gold Related Instruments*	98.87
CBLO	1.14
Cash & Cash Receivables	-0.01
TOTAL	100.00

* Rounded off to the nearest two digits after the decimal point.

Comprises of 40 Kgs deposited in the Gold Monetisation Scheme of Bank of Nova Scotia.

Asset Profile

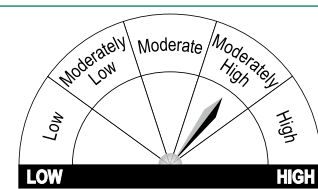


Product Label

This product is suitable for investors who are seeking*:

- To replicate the performance of gold in domestic prices with at least medium term horizon
- Investments in physical gold and gold related instruments / debt & money market instruments

Riskometer



Investors understand that their principal will be at Moderately High risk

*Investors should consult their financial advisors if in doubt about whether the product is suitable for them.

Contact us

IDBI Asset Management Limited

(Investment Manager to IDBI Mutual Fund)

CIN: U65100MH2010PLC199319

Registered Office: IDBI Tower, WTC Complex, Cuffe parade, Colaba, Mumbai - 400005

Corporate Office: 5th Floor, Mafatlal Centre, Nariman Point, Mumbai- 400021



Phone: 022-66442800



Fax: 022-66442801



E-mail: contactus@idbimutual.co.in



Website: www.idbimutual.co.in



SMS: IDBIMF on 09220092200



Toll-free: 1800-419-4324 (from any landline or mobile number across India, between 9 am-6 pm from Monday to Saturday)

Our Branches:

Ahmedabad	:	IDBI Mutual Fund, IDBI Complex, Ground Floor, Near Lal Bungalow, Off. C G Road, Ahmedabad - 380 006. Tel.: 079 - 64502167/68. Fax: 079 - 26400844.
Bengaluru	:	IDBI Mutual Fund, IDBI House, 1st Floor, IDBI Mutual Fund No. 58, Mission Road, Bengaluru - 560 027. Tel.: 080 - 41495263/41409786. Fax: 080 - 41495264.
Chandigarh	:	IDBI Mutual Fund, IDBI Bank Ltd., First Floor, SCO 162 - 163, Sector - 9C, Chandigarh - 160 009. Tel.: 0172-5076705.
Chennai	:	IDBI Mutual Fund, No. 6/11 Pattery Square, 1st Floor, Balfour Road, Kellys, Kilpauk, Chennai - 600 010. Tel.: 044 - 65552320. Fax: 044 - 43456110
Delhi	:	IDBI Mutual Fund, IDBI Bank, 5th Floor, Red Cross Building, Red Cross Road, Parliament Street, New Delhi - 110 001. Tel.: 011 - 66130050. Fax: 011 - 66130051.
Hyderabad	:	IDBI Mutual Fund, 3rd Floor, 5 - 9 - 89/1, Chapel Road, Hyderabad - 500 001. Tel.: 040 - 66663559. Fax: 040 - 66663889.
Indore	:	IDBI Mutual Fund, IDBI Bank Ltd., Ground Floor, 16-C, Omni Palace, Ratlam Kothi Main Road, Indore - 452 001. Tel.: 0731-6679127.
Kochi	:	IDBI Mutual Fund, IDBI Bank, Corporate Office, Near Passport Office, Panampally Nagar, Kochi - 680 366. Tel.: 0484 - 6462112.
Kolkata	:	IDBI Mutual Fund, IDBI House, 6th Floor, 44, Shakespeare Sarani, Kolkata - 700 017. Tel.: 033 - 66557627. Fax: 033 - 66557629.
Lucknow	:	IDBI Mutual Fund, IDBI Bank, 2 M G Marg, Kisan Sekhari Bhawan, Hazratganj, Lucknow - 226 001. Tel.: 0522- 2202863 / 6500103.
Mumbai	:	IDBI Mutual Fund, Mafatlal Center, 5th Floor, Nariman Point, Mumbai - 400021. Tel.: 022 - 66442800.
Pune	:	IDBI Mutual Fund, IDBI House, 1st Floor, Dnayaneshwar, Paduka Chowk, F C Road, Shivaji Nagar, Pune - 411 004. Tel.: 020-66057037/36. Fax: 020 - 66057035.

SCHEME PERFORMANCE - REGULAR PLANS (As on 28th April, 2017)

**Schemes Managed by Fund Manager (FM) - Mr. V. Balasubramanian
Total Experience: Over 35 Years**

IDBI Equity Advantage Fund (IEAF)			
Inception date: 10th September 2013			
Period	Returns (in %)		
	IDBI Equity Advantage Fund (G)	S&P BSE 200 Index#	S&P BSE SENSEX##
1 year	20.94	22.96	16.85
3 years	25.27	14.46	9.74
Since Inception (SI) : Upto April 28, 2017	26.87	16.81	11.73
Value of investment of Rs.10000/- (SI)	Rs. 23740.00	Rs. 17587.49	Rs. 14961.38

FM Managing this Scheme since inception.
The Regular Plan of this scheme is in existence for a period less than 5 years.

IDBI Diversified Equity Fund (IDEF)			
Inception date: 28th March, 2014			
Period	Returns (in %)		
	IDBI Diversified Equity Fund (G)	S&P BSE 500#	S&P BSE SENSEX##
1 year	17.70	24.75	16.85
3 years	24.18	15.37	9.74
Since Inception (SI) : Upto April 28, 2017	23.57	15.78	9.92
Value of investment of Rs.10000/- (SI)	Rs.19220.00	Rs. 15721.84	Rs. 13392.32

FM Managing this Scheme since inception.
The Regular Plan of this scheme is in existence for a period less than 5 years.

**Schemes Managed by Fund Manager (FM) - Mr. Anshul Mishra
Total Experience: Over 9 Years**

IDBI India Top 100 Equity Fund (IIT100EF)			
Inception date: 15th May 2012			
Period	Returns (in %)		
	IDBI India Top 100 Equity Fund (G)	Nifty 100 Index#	Nifty 50 Index##
1 year	21.60	21.32	18.56
3 years	17.81	13.07	11.22
Since Inception (SI) : Upto April 28, 2017	17.73	14.91	13.61
Value of investment of Rs.10000/- (SI)	Rs. 22460.00	Rs. 19917.15	Rs. 18823.44

FM Managing this Scheme since 3rd October 2016.
The Regular Plan of this scheme is in existence for a period less than 5 years.

IDBI Nifty Index Fund (INIF)			
Inception date: 25th June, 2010			
Period	Returns (in %)		
	IDBI Nifty Index Fund (G)	Nifty 50 Index-TRI#	Nifty 50 Index##
1 year	17.75	20.17	18.56
3 years	10.66	12.58	11.22
5 years	12.10	13.78	12.37
Since Inception (SI) : Upto April 28, 2017	8.32	9.93	8.66
Value of investment of Rs.10000/- (SI)	Rs. 17282.20	Rs. 19124.49	Rs. 17657.93

FM Managing this Scheme since 9th April 2015.

IDBI Nifty Junior Index Fund (INJIF)			
Inception date: 20th September 2010			
Period	Returns (in %)		
	IDBI Nifty Junior Index Fund (G)	Nifty Next 50 Index-TRI#	Nifty 50 Index##
1 year	37.34	39.61	18.56
3 years	23.00	25.45	11.22
5 years	20.54	22.78	12.37
Since Inception (SI) : Upto April 28, 2017	11.18	13.09	6.92
Value of investment of Rs.10000/- (SI)	Rs. 20150.20	Rs. 22544.33	Rs. 15557.44

FM Managing this Scheme since 9th April 2015

IDBI Gold Fund (IGFOF)		
Inception date: 14th August, 2012		
Period	Returns (in %)	
	IDBI Gold Fund (G)	Domestic price of physical Gold#
1 year	-5.05	-2.50
3 years	-1.12	1.09
Since Inception (SI) : Upto April 28, 2017	-2.98	-0.81
Value of investment of Rs.10000/- (SI)	Rs. 8674.60	Rs. 9626.16

FM Managing this Scheme since 9th April 2015.
The Regular Plan of this scheme is in existence for a period less than 5 years.

IDBI Gold Exchange Traded Fund (IDBIGOLD)		
Inception date: 9th November, 2011		
Period	Returns (in %)	
	IDBI Gold ETF (G)	Domestic price of physical Gold#
1 year	-3.10	-2.50
3 years	0.28	1.09
5 years	-1.06	-0.14
Since Inception (SI) : Upto April 28, 2017	-0.82	0.12
Value of investment of Rs.10000/- (SI)	Rs. 9559.41	Rs. 10065.72

FM Managing this Scheme since 9th April 2015.

**Schemes Managed by Fund Manager (FM) -
Mr. Ganti N. Murthy - Total Experience: Over 22 Years (Upto 2nd May 2017)
Mr. Raju Sharma - Total Experience: Over 25 Years (w.e.f. 3rd May, 2017)**

IDBI Liquid Fund (ILIQF)			
Inception date: 9th July, 2010			
Period	Returns (in %)		
	IDBI Liquid Fund (G)	CRISIL Liquid Fund Index#	CRISIL 1 Yr T-Bill Index##
1 year	7.01	7.07	6.63
3 years	7.97	7.99	7.76
5 years	8.47	8.32	7.40
March 31, 2017 to April 28, 2017	0.55	0.56	0.21
April 13, 2017 to April 28, 2017	0.26	0.24	-0.01
April 21, 2017 to April 28, 2017	0.12	0.12	0.05
Since Inception (SI) : Upto April 28, 2017	8.50	8.21	7.00
Value of investment of Rs.10000/- (SI)	Rs. 17423.39	Rs. 17106.82	Rs. 15849.01

Mr. Ganti N. Murthy Managed this Scheme upto 2nd May 2017.
Mr. Raju Sharma Managing this Scheme since 3rd May 2017

IDBI Dynamic Bond Fund (IDBF)			
Inception date: 21st February, 2012			
Period	Returns (in %)		
	IDBI Dynamic Bond (G)	CRISIL Composite Bond Fund Index#	CRISIL 10 Yr Gilt Index##
1 year	8.21	10.12	9.68
3 years	8.18	10.99	10.81
5 years	6.80	9.28	8.48
Since Inception (SI) : Upto April 28, 2017	6.99	9.21	7.87
Value of investment of Rs.10000/- (SI)	Rs. 14194.80	Rs. 15791.16	Rs. 14809.49

Mr. Ganti N. Murthy Managed this Scheme upto 2nd May 2017
Mr. Raju Sharma Managing this Scheme since 3rd May 2017

IDBI Gilt Fund (IGF)			
Inception date: 21st December, 2012			
Period	Returns (in %)		
	IDBI Gilt Fund (G)	CRISIL Gilt Index#	CRISIL 10 Yr Gilt Index##
1 year	9.93	9.96	9.68
3 years	9.86	11.44	10.81
Since Inception (SI) : Upto April 28, 2017	8.39	9.09	8.03
Value of investment of Rs.10000/- (SI)	Rs. 14199.70	Rs. 14603.47	Rs. 13994.78

Mr. Ganti N. Murthy Managed this Scheme upto 2nd May 2017
Mr. Raju Sharma Managing this Scheme since 3rd May 2017
The Regular Plan of this scheme is in existence for a period less than 5 years.

SCHEME PERFORMANCE - REGULAR PLANS (As on 28th April, 2017) (contd...)

**Schemes Managed by Fund Manager (FM) - Mr. Bhupesh Kalyani
Total Experience: Over 15 Years**

IDBI Ultra Short Term Fund (IUSTF)			
Inception date: 3rd September, 2010			
Period	Returns (in %)		
	IDBI Ultra Short Term Fund (G)	CRISIL Liquid Fund Index#	CRISIL 1 Yr T-Bill Index##
1 year	6.99	7.07	6.63
3 years	7.72	7.99	7.76
5 years	8.33	8.32	7.40
Since Inception (SI) : Upto April 28, 2017	8.51	8.27	7.12
Value of investment of Rs.10000/- (SI)	Rs. 17219.65	Rs. 16964.23	Rs. 15803.56
FM Managing this Scheme since 1st February 2017.			

IDBI Short Term Bond Fund (ISTBF)			
Inception date: 23rd March 2011			
Period	Returns (in %)		
	IDBI Short Term Bond Fund (G)	CRISIL Short Term Bond Fund Index#	CRISIL 1 Yr T-Bill Index##
1 year	7.16	8.71	6.63
3 years	8.11	9.18	7.76
5 years	8.17	9.05	7.40
Since Inception (SI) : Upto April 28, 2017	8.44	8.96	7.32
Value of investment of Rs.10000/- (SI)	Rs. 16396.40	Rs. 16888.75	Rs. 15387.23
FM Managing this Scheme since 1st February 2017.			

Scheme Benchmark

Additional Benchmark as per SEBI Circular dated August 22, 2011.

Past performance may or may not be sustained in the future. Returns pertain to growth option under Regular Plan. The returns are Compounded Annual Growth Returns (CAGR) for past 1 year, 3 years, 5 years & since inception period and annualised for the period below 1 year. The Regular and Direct Plan of IDBI Mutual Fund have different expense structure.

IDBI Corporate Debt Opportunities Fund (ICDOF) Inception date: 3rd March, 2014

Period	Returns (in %)		
	IDBI Corporate Debt Opportunities Fund (G)	CRISIL Short Term Bond Fund Index#	CRISIL 1 Yr T-Bill Index##
1 year	7.79	8.71	6.63
3 years	8.80	9.18	7.76
Since Inception (SI) : Upto April 28, 2017	8.90	9.33	7.80
Value of investment of Rs.10000/- (SI)	Rs. 13088.10	Rs. 13251.80	Rs. 12674.98

FM Managing this Scheme since 1st February 2017.

The Regular Plan of this scheme is in existence for a period less than 5 years.

**Scheme Managed by Fund Managers (FM) -
Mr. Ganti N. Murthy (Debt Portion) - Total Experience: Over 22 Years (Upto 2nd May 2017),
Mr. Raju Sharma (Debt Portion) - Total Experience: Over 25 Years (w.e.f. 3rd May, 2017) &
Mr. Anshul Mishra (Equity Portion) - Total Experience: Over 9 Years**

IDBI Monthly Income Plan (IMIP)			
Inception date: 7th March, 2011			
Period	Returns (in %)		
	IDBI Monthly Income Plan (G)	CRISIL MIP Blended Index#	CRISIL 10 Yr Gilt Index##
1 year	7.39	11.46	9.68
3 years	8.33	11.16	10.81
5 years	7.74	9.88	8.48
Since Inception (SI) : Upto April 28, 2017	7.54	9.21	7.37
Value of investment of Rs.10000/- (SI)	Rs. 15639.10	Rs. 17192.80	Rs. 15483.44

Mr. Ganti N. Murthy Managed this Scheme (Debt Portion) upto 2nd May 2017,

Mr. Raju Sharma Managing this Scheme (Debt Portion) since 3rd May 2017 &

Mr. Anshul Mishra Managing this Scheme (Equity Portion) since 17th October 2016

SYSTEMATIC INVESTMENT PLAN (SIP) PERFORMANCE EQUITY FUNDS - REGULAR PLANS (As on 28th April, 2017)

IDBI Equity Advantage Fund (IEAF)

Instalment amount: ₹ 10,000/-	Investment date: 1st of every month			
Frequency: Monthly	Inception date: 10th September, 2013			
	Since Inception	3 years	1 year	
Total amount invested (Rs. in '000)	440	360	120	
Market value as on 28th April 2017 (Rs. in '000)	623.01	447.79	133.76	
Scheme Return (% XIRR)	19.38	14.78	22.36	
Benchmark (S&P BSE 200 Index #) return (% XIRR)	13.46	11.76	22.64	
Additional Benchmark (S&P BSE Sensex##) return (%XIRR)	8.73	7.17	16.09	

IDBI India Top 100 Equity Fund (IIT100 EF)

Instalment amount: ₹ 10,000/-	Investment date: 1st of every month			
Frequency: Monthly	Inception date: 15th May, 2012			
	Since Inception	3 years	1 year	
Total amount invested (Rs. in '000)	600	360	120	
Market value as on 28th April 2017 (Rs. in '000)	899.30	434.93	133.84	
Scheme Return (% XIRR)	16.25	12.74	22.48	
Benchmark (Nifty 100 Index #) return (% XIRR)	13.05	10.53	20.64	
Additional Benchmark (Nifty 50 Index ##) return (%XIRR)	11.43	8.75	18.01	

IDBI Diversified Equity Fund (IDEF)

Instalment amount: ₹ 10,000/-	Investment date: 1st of every month			
Frequency: Monthly	Inception date: 28th March, 2014			
	Since Inception	3 years	1 year	
Total amount invested (Rs. in '000)	380	360	120	
Market value as on 28th April 2017 (Rs. in '000)	478.14	439.66	132.31	
Scheme Return (% XIRR)	14.75	13.50	19.93	
Benchmark (S&P BSE 500 Index #) return (% XIRR)	13.11	12.78	25.04	
Additional Benchmark (S&P BSE Sensex ##) return (%XIRR)	7.48	7.17	16.09	

IDBI Nifty Index Fund (INIF)

Instalment amount: ₹ 10,000/-	Investment date: 1st of every month			
Frequency: Monthly	Inception date: 25th June, 2010			
	Since Inception	5 years	3 years	1 year
Total amount invested (Rs. in '000)	830	600	360	120
Market value as on 28th April 2017 (Rs. in '000)	1173.38	786.56	405.93	130.42
Scheme Return (% XIRR)	9.87	10.81	8.00	16.81
Benchmark (Nifty 50 - Index TRI #) return (% XIRR)	11.59	12.68	9.97	19.13
Additional Benchmark (Nifty 50 Index ##) return (%XIRR)	10.31	11.37	8.75	18.01

IDBI Nifty Junior Index Fund (INJIF)

Instalment amount: ₹ 10,000/-	Investment date: 1st of every month			
Frequency: Monthly	Inception date: 20th September, 2010			
	Since Inception	5 years	3 years	1 year
Total amount invested (Rs. in '000)	800	600	360	120
Market value as on 28th April 2017 (Rs. in '000)	1499.05	1024.72	483.58	141.87
Scheme Return (% XIRR)	18.62	21.62	20.25	36.16
Benchmark (NiftyNext 50 Index- TRI#) return (%XIRR)	20.75	24.00	22.48	38.79
Additional Benchmark (Nifty 50 - Index ##) return (%XIRR)	10.43	11.37	8.75	18.01

Scheme Benchmark

Additional Benchmark as per SEBI Circular dated August 22, 2011.

Past Performance may or may not be sustained in the future. Returns pertain to growth option under Regular Plan and the same have been computed using XIRR by excel spreadsheet function. XIRR helps in calculating return on investments based on cash flows that are uniform and regular monthly subscriptions. The Regular and Direct Plan of IDBI Mutual Fund have different expense structure.

SCHEME PERFORMANCE - DIRECT PLANS (As on 28th April, 2017)

**Schemes Managed by Fund Manager (FM) - Mr. V. Balasubramanian
Total Experience: Over 35 Years**

IDBI Equity Advantage Fund (IEAF)			
Inception date: 10th September, 2013			
Period	Returns (in %)		
	IDBI Equity Advantage Fund (G)	S&P BSE 200 Index#	S&P BSE SENSEX##
1 year	22.39	22.96	16.85
3 years	26.40	14.46	9.74
Since Inception (SI) : Upto April 28, 2017	27.96	16.81	11.73
Value of investment of Rs.10000/- (SI)	Rs. 24490.00	Rs. 17587.49	Rs. 14961.38

FM Managing this Scheme since inception.
The Direct Plan of this scheme is in existence for a period less than 5 years.

IDBI Diversified Equity Fund (IDEF)			
Inception date: 28th March, 2014			
Period	Returns (in %)		
	IDBI Diversified Equity Fund (G)	S&P BSE 500#	S&P BSE SENSEX##
1 year	19.24	24.75	16.85
3 years	25.23	15.37	9.74
Since Inception (SI) : Upto April 28, 2017	24.58	15.78	9.92
Value of investment of Rs.10000/- (SI)	Rs. 19710.00	Rs. 15721.84	Rs. 13392.32

FM Managing this Scheme since inception.
The Direct Plan of this scheme is in existence for a period less than 5 years.

**Schemes Managed by Fund Manager (FM) - Mr. Anshul Mishra
Total Experience: Over 9 Years**

IDBI India Top 100 Equity Fund (IIT100EF)			
Inception date: 1st January, 2013			
Period	Returns (in %)		
	IDBI India Top 100 Equity Fund (G)	Nifty 100 Index#	Nifty 50 Index##
1 year	23.17	21.32	18.56
3 years	18.80	13.07	11.22
Since Inception (SI) : Upto April 28, 2017	16.14	12.07	10.89
Value of investment of Rs.10000/- (SI)	Rs. 19093.90	Rs. 16368.69	Rs. 15634.83

FM Managing this Scheme since 3rd October 2016.
The Direct Plan of this scheme is in existence for a period less than 5 years.

IDBI Nifty Index Fund (INIF)			
Inception date: 1st January, 2013			
Period	Returns (in %)		
	IDBI Nifty Index Fund (G)	Nifty 50 Index-TRI#	Nifty 50 Index##
1 year	19.21	20.17	18.56
3 years	11.66	12.58	11.22
Since Inception (SI) : Upto April 28, 2017	11.29	12.20	10.89
Value of investment of Rs.10000/- (SI)	Rs. 15878.80	Rs. 16446.45	Rs. 15634.83

FM Managing this Scheme since 9th April 2015.
The Direct Plan of this scheme is in existence for a period less than 5 years.

IDBI Nifty Junior Index Fund (INJIF)			
Inception date: 1st January, 2013			
Period	Returns (in %)		
	IDBI Nifty Junior Index Fund (G)	Nifty Next 50 Index-TRI#	Nifty 50 Index##
1 year	39.23	39.61	18.56
3 years	24.18	25.45	11.22
Since Inception (SI) : Upto April 28, 2017	19.21	20.49	10.89
Value of investment of Rs.10000/- (SI)	Rs. 21377.05	Rs. 22387.08	Rs. 15634.83

FM Managing this Scheme since 9th April 2015.
The Direct Plan of this scheme is in existence for a period less than 5 years.

IDBI Gold Fund (IGFOF)		
Inception date: 1st January, 2013		
Period	Returns (in %)	
	IDBI Gold Fund (G)	Domestic price of physical Gold#
1 year	-4.5349	-2.50
3 years	-0.6368	1.09
Since Inception (SI) : Upto April 28, 2017	-2.8718	-1.2307
Value of investment of Rs.10000/- (SI)	Rs. 8816.39	Rs. 9478.70

FM Managing this Scheme since 9th April 2015.
The Direct Plan of this scheme is in existence for a period less than 5 years.

**Schemes Managed by Fund Manager (FM) -
Mr. Ganti N. Murthy - Total Experience: Over 22 Years (Upto 2nd May 2017)
Mr. Raju Sharma - Total Experience: Over 25 Years (w.e.f. 3rd May, 2017)**

IDBI Liquid Fund (ILIQF)			
Inception date: 1st January, 2013			
Period	Returns (in %)		
	IDBI Liquid Fund (G)	CRISIL Liquid Fund Index#	CRISIL 1 Yr T-Bill Index##
1 year	7.11	7.07	6.63
3 years	8.08	7.99	7.76
March 31, 2017 to April 28, 2017	0.56	0.56	0.21
April 13, 2017 to April 28, 2017	0.26	0.24	-0.01
April 21, 2017 to April 28, 2017	0.12	0.12	0.05
Since Inception (SI) : Upto April 28, 2017	8.43	8.35	7.33
Value of investment of Rs.10000/- (SI)	Rs. 14190.57	Rs. 14144.87	Rs. 13575.31

Mr. Ganti N. Murthy Managed this Scheme upto 2nd May 2017
Mr. Raju Sharma Managing this Scheme since 3rd May 2017
The Direct Plan of this scheme is in existence for a period less than 5 years.

IDBI Dynamic Bond Fund (IDBF)			
Inception date: 1st January, 2013			
Period	Returns (in %)		
	IDBI Dynamic Bond (G)	CRISIL Composite Bond Fund Index#	CRISIL 10 Yr Gilt Index##
1 year	9.40	10.12	9.68
3 years	8.92	10.99	10.81
Since Inception (SI) : Upto April 28, 2017	7.05	9.23	7.78
Value of investment of Rs.10000/- (SI)	Rs. 13424.32	Rs. 14647.23	Rs. 13825.66

Mr. Ganti N. Murthy Managed this Scheme upto 2nd May 2017
Mr. Raju Sharma Managing this Scheme since 3rd May 2017
The Direct Plan of this scheme is in existence for a period less than 5 years.

IDBI Gilt Fund (IGF)			
Inception date: 1st January, 2013			
Period	Returns (in %)		
	IDBI Gilt Fund (G)	CRISIL Gilt Index#	CRISIL 10 Yr Gilt Index##
1 year	10.98	9.96	9.68
3 years	10.49	11.44	10.81
Since Inception (SI) : Upto April 28, 2017	8.83	8.81	7.781
Value of investment of Rs.10000/- (SI)	Rs. 14414.15	Rs. 14402.90	Rs. 13825.66

Mr. Ganti N. Murthy Managed this Scheme upto 2nd May 2017
Mr. Raju Sharma Managing this Scheme since 3rd May 2017
The Direct Plan of this scheme is in existence for a period less than 5 years.

**Schemes Managed by Fund Manager (FM) - Mr. Bhupesh Kalyani
Total Experience: Over 15 Years**

IDBI Ultra Short Term Fund (IUSTF)			
Inception date: 1st January, 2013			
Period	Returns (in %)		
	IDBI Ultra Short Term Fund (G)	CRISIL Liquid Fund Index#	CRISIL 1 Yr T-Bill Index##
1 year	7.93	7.07	6.63
3 years	8.49	7.99	7.76
Since Inception (SI) : Upto April 28, 2017	8.72	8.35	7.33
Value of investment of Rs.10000/- (SI)	Rs. 14355.09	Rs. 14144.87	Rs. 13575.31

FM Managing this Scheme since 1st February 2017.
The Direct Plan of this scheme is in existence for a period less than 5 years.

SCHEME PERFORMANCE - DIRECT PLANS (As on 28th April, 2017) (contd...)

IDBI Short Term Bond Fund (ISTBF)			
Inception date: 1st January, 2013			
Period	Returns (in %)		
	IDBI Short Term Bond Fund (G)	CRISIL Short Term Bond Fund Index#	CRISIL 1 Yr T-Bill Index##
1 year	8.32	8.71	6.63
3 years	9.06	9.18	7.76
Since Inception (SI) : Upto April 28, 2017	8.87	9.04	7.33
Value of investment of Rs.10000/- (SI)	Rs. 14440.80	Rs. 14536.16	Rs. 13575.31

FM Managing this Scheme since 1st February 2017.
The Direct Plan of this scheme is in existence for a period less than 5 years.

IDBI Corporate Debt Opportunities Fund (ICDOF)			
Inception date: 3rd March, 2014			
Period	Returns (in %)		
	IDBI Corporate Debt Opportunities Fund (G)	CRISIL Short Term Bond Fund Index#	CRISIL 1 Yr T-Bill Index##
1 year	8.90	8.71	6.63
3 years	9.75	9.18	7.76
Since Inception (SI) : Upto April 28, 2017	9.85	9.33	7.80
Value of investment of Rs.10000/- (SI)	Rs. 13449.60	Rs. 13251.80	Rs. 12674.98

FM Managing this Scheme since 1st February 2017.
The Direct Plan of this scheme is in existence for a period less than 5 years.

Scheme Managed by Fund Managers (FM) -
Mr. Ganti N. Murthy (Debt Portion) - Total Experience: Over 22 Years (Upto 2nd May 2017),
Mr. Raju Sharma (Debt Portion) - Total Experience: Over 25 Years (w.e.f. 3rd May, 2017) &
Mr. Anshul Mishra (Equity Portion) - Total Experience: Over 9 Years

IDBI Monthly Income Plan (IMIP)			
Inception date: 1st January, 2013			
Period	Returns (in %)		
	IDBI Monthly Income Plan (G)	CRISIL MIP Blended Index#	CRISIL 10 Yr Gilt Index##
1 year	8.36	11.46	9.68
3 years	9.01	11.16	10.81
Since Inception (SI) : Upto April 28, 2017	7.83	9.63	7.78
Value of investment of Rs.10000/- (SI)	Rs. 13854.06	Rs. 14879.22	Rs. 13825.66

Mr. Ganti N. Murthy Managed this Scheme (Debt Portion) upto 2nd May 2017
 Mr. Raju Sharma Managing this Scheme (Debt Portion) since 3rd May 2017 &
 Mr. Anshul Mishra Managing this Scheme (Equity Portion) since 17th October 2016
 The Direct Plan of this scheme is in existence for a period less than 5 years.

Scheme Benchmark; ## Additional Benchmark as per SEBI Circular dated August 22, 2011.

Past performance may or may not be sustained in the future. Returns pertain to growth option under Direct Plan. The returns are Compounded Annual Growth Returns (CAGR) for past 1 year, 3 years, 5 years & since inception period and annualised for the period below 1 year. The Regular and Direct Plan of IDBI Mutual Fund have different expense structure.

SYSTEMATIC INVESTMENT PLAN (SIP) PERFORMANCE EQUITY FUNDS - DIRECT PLANS (As on 28th April, 2017)

IDBI Equity Advantage Fund (IEAF)			
Instalment amount: ₹ 10,000/-	Investment date: 1st of every month		
Frequency: Monthly	Inception date: 10th September, 2013		
	Since Inception	3 years	1 year
Total amount invested (Rs. in '000)	440	360	120
Market value as on 28th April 2017 (Rs. in '000)	635.77	455.34	134.78
Scheme Return (% XIRR)	20.56	15.96	24.06
Benchmark (S&P BSE 200 Index #) return (% XIRR)	13.46	11.76	22.64
Additional Benchmark (S&P BSE Sensex ##) return (%XIRR)	8.73	7.17	16.09

IDBI India Top 100 Equity Fund (IIT100 EF)			
Instalment amount: ₹ 10,000/-	Investment date: 1st of every month		
Frequency: Monthly	Inception date: 1st January, 2013		
	Since Inception	3 years	1 year
Total amount invested (Rs. in '000)	520	360	120
Market value as on 28th April 2017 (Rs. in '000)	746.78	441.71	134.90
Scheme Return (% XIRR)	16.88	13.82	24.27
Benchmark (Nifty 100 Index #) return (% XIRR)	12.66	10.53	20.64
Additional Benchmark (Nifty 50 Index ##) return (%XIRR)	10.95	8.75	18.01

IDBI Diversified Equity Fund (IDEF)			
Instalment amount: ₹ 10,000/-	Investment date: 1st of every month		
Frequency: Monthly	Inception date: 28th March, 2014		
	Since Inception	3 years	1 year
Total amount invested (Rs. in '000)	380	360	120
Market value as on 28th April 2017 (Rs. in '000)	486.45	446.99	133.45
Scheme Return (% XIRR)	15.90	14.65	21.84
Benchmark (S&P BSE 500 Index #) return (% XIRR)	13.11	12.78	25.04
Additional Benchmark (S&P BSE Sensex ##) return (%XIRR)	7.48	7.17	16.09

IDBI Nifty Index Fund (INIF)			
Instalment amount: ₹ 10,000/-	Investment date: 1st of every month		
Frequency: Monthly	Inception date: 1st January, 2013		
	Since Inception	3 years	1 year
Total amount invested (Rs. in '000)	520	360	120
Market value as on 28th April 2017 (Rs. in '000)	663.84	412.81	131.29
Scheme Return (% XIRR)	11.30	9.15	18.24
Benchmark (Nifty 50 Index - TRI #) return (% XIRR)	12.24	9.97	19.13
Additional Benchmark (Nifty 50 Index ##) return (%XIRR)	10.95	8.75	18.01

IDBI Nifty Junior Index Fund (INJIF)			
Instalment amount: ₹ 10,000/-	Investment date: 1st of every month		
Frequency: Monthly	Inception date: 1st January, 2013		
	Since Inception	3 years	1 year
Total amount invested (Rs. in '000)	520	360	120
Market value as on 28th April 2017 (Rs. in '000)	847.72	492.86	142.99
Scheme Return (% XIRR)	23.02	21.62	38.10
Benchmark (Nifty Next 50 Index - TRI #) return (% XIRR)	24.25	22.48	38.79
Additional Benchmark (Nifty 50 Index ##) return (%XIRR)	10.95	8.75	18.01

Scheme Benchmark
 ## Additional Benchmark as per SEBI Circular dated August 22, 2011.

Past Performance may or may not be sustained in the future. Returns pertain to growth option under Direct Plan and the same have been computed using XIRR by excel spreadsheet function. XIRR helps in calculating return on investments based on cash flows that are uniform and regular monthly subscriptions. The Regular and Direct Plan of IDBI Mutual Fund have different expense structure.

MUTUAL FUND INVESTMENTS ARE SUBJECT TO MARKET RISKS, READ ALL SCHEME RELATED DOCUMENTS CAREFULLY.

KARVY INVESTOR SERVICE CENTRES

Agartala: Bidurkarta Chowmuhani, J N Bari Road, Tripura (West), Agartala, Tripura - 799001. **Agra:** 1st Floor, Deepak Wasan Plaza, Behind Holiday Inn, Sanjay Place, Agra, Uttar Pradesh - 282002. **Ahmedabad:** 201/202 Shail Complex, Opp: Madhusudan House, B/H Girish Cold Drink, off C G Road, Navrangpura, Ahmedabad, Gujarat - 380006. **Ajmer:** 302, 3rd Floor, Ajmer Auto Building, Opposite City Power House, Jaipur Road, Ajmer, Rajasthan - 305001. **Akola:** Yamuna Tarang Complex, Shop No 30, Ground Floor, N. H. No- 06, Murtizapur Road, Opp Radhakrishna Talkies, Akola, Maharashtra - 444004. **Aligarh:** 1st Floor, Kumar Plaza, Ramghat Road, Aligarh, Uttar Pradesh - 202001. **Allahabad:** Rsa Towers, 2nd Floor, Above Sony TV Showroom, 57, S P Marg, Civil Lines, Allahabad, Uttar Pradesh - 211001. **Alleppy:** 1st Floor, Jp Towers, Mullackal, Ksrte Bus Stand, Alleppy, Kerala - 688011. **Alwar:** 101, Saurabh Tower, Opp. Uit, Near Bhagat Singh Circle, Road No. 2, Alwar, Rajasthan - 301001. **Amaravathi:** Shop No. 21, 2nd Floor, Gulshan Tower, Near Panchsheel Talkies, Jaistambh Square, Amaravathi, Maharashtra - 444601. **Ambala:** 6349, Nicholson Road, Adjacent Kos Hospital Ambala Cant, Ambala, Haryana - 133001. **Amritsar:** 72-A, Taylor's Road, Opp Aga Heritage Club, Amritsar, Punjab - 143001. **Anand:** B-42 Vaibhav Commercial Center, Nr Tvs Down Town Show Room, Grid Char Rasta, Anand, Gujarat - 380001. **Ananthapur:** #15/149, 1st Floor, S R Towers, Subash Road, Opp. To Lalitha Kala Parishad, Anantapur, Andhra Pradesh - 515001. **Ankleshwar:** L/2 Keval Shopping Center, Old National Highway, Ankleshwar, Ankleshwar, Gujarat - 393002. **Asansol:** 114/71 G T Road, Near Sony Centre, Bhanga Pachil, Asansol, West Bengal - 713303. **Aurangabad:** Ramkunj Niwas, Railway Station Road, Near Osmanpura Circle, Aurangabad, Maharashtra - 431005. **Azamgarh:** 1st Floor, Alkal Building, Opp. Nagari Palika Civil Line, Azamgarh, Uttar Pradesh - 276001. **Balalore:** M. S Das Street, Gopalganj, Balasore, Orissa, Balasore, Orissa - 756001. **Bangalore:** 59, Skanda Puttanna Road, Basavanagudi, Bangalore, Karnataka - 560004. **Bankura:** Ambika Market Complex (Ground Floor), Nutanagar, Post & Dist Bankura, Bankura, West Bengal - 722101. **Bareilly:** 1st Floor, 165, Civil Lines Opp. Hotel Bareilly Palace, Near Railway Station, Bareilly, Uttar Pradesh - 243001. **Barhamore (Wb):** Thakur Market Complex, Gorabazar, Post Berhampore Dist Murshidabad, 72 No Nayasarak Road, Barhamore (Wb), West Bengal - 742101. **Baroda:** 203, Corner Point, Jetalpur Road, Baroda, Gujarat, Baroda, Gujarat - 390007. **Begusarai:** Near Hotel Diamond Surbhi Complex, O. C Township Gate, Kapasiya Chowk, Begusarai, Bihar - 851117. **Belgaum:** Cts No 3939/ A2 A1, Above Raymonds Show Room, Beside Harsha Appliances, Club Road, Belgaum, Karnataka - 590001. **Bellary:** No. 1, Khb Colony, Gandhi Nagar, Bellary, Karnataka - 583103. **Berhampur (Or):** Divya Nandan Kalyan Mandap, 3rd Lane Dharam Nagar, Near Lohiya Motor, Berhampur (Or), Orissa - 760001. **Betul:** 107, 1st Floor, Hotel Utarkar, J. H. College Road, Betul, Madhya Pradesh - 460001. **Bhagalpur:** 2nd Floor, Chandralok Complex, Ghantaghar, Radha Rani Sinha Road, Bhagalpur, Bihar - 812001. **Bharuch:** Shop No 147-148, Aditya Complex, Near Kasak Circle, Bharuch, Gujarat - 392001. **Bhatinda:** #2047-A 2nd Floor, The Mall Road, Above Max New York Life Insurance, Bhatinda, Punjab - 151001. **Bhavnagar:** Krushna Darshan Complex, Parimal Chowk, office No. 306-307, 3rd Floor, Above Jed Blue Show Room, Bhavnagar, Gujarat - 364002. **Bhilai:** Shop No -1, First Floor Plot No -1, Commercial Complex Nehru Nagar - East, Bhilai, Chatisgarh - 490020. **Bhilwara:** Shop No. 27-28, 1st Floor, Heera Panna Market, Pur Road, Bhilwara, Rajasthan - 311001. **Bhopal:** Kay Kay Business Centre, 133, Zone I, Mp Nagar, Above City Bank, Bhopal, Madhya Pradesh - 462011. **Bhubaneswar:** A/181, Back Side of Shivam Honda Show Room, Saheed Nagar, Bhubaneswar, Orissa - 751007. **Bikaner:** 70-71, 2nd Floor Dr. Chahar Building, Panchsati Circle, Sadul Ganj, Bikaner, Rajasthan - 334003. **Bilaspur:** Shop No -225,226 & 227, 2nd Floor, Narayan Plaza, Link Road, Bilaspur, Chatisgarh - 495001. **Bokaro:** B-1, 1st Floor, City Centre, Sector- 4, Near Sona Chandi Jewellers, Bokaro, Jharkhand - 827004. **Burdwan:** 63 Gt Road, Halder Complex 1st Floor, Burdwan, West Bengal - 713101. **Calicut:** 2nd Floor Soubhagya Shopping Complex, Arayidathpalam, Mavoor Road, Calicut, Kerala - 673004. **Chandigarh:** Sco- 2423-2424, Above Mirchi Restaurant, New Aroma Hotel, First Floor, Sector 22-C, Chandigarh, Union Territory - 160022. **Chandrapur:** Shop No-6 office No-2, 1st Floor Rauts Raghuvanshi Complex, Beside Azad Garden Main Road, Chandrapur, Maharashtra - 442402. **Chennai:** F-11, Akshaya Plaza, 1st Floor, 108, Adhithanar Salai, Egmore, Opp To Chief Metropolitan Court, Chennai, Tamil Nadu - 600022. **Chinsura:** J C Ghosh Saranu, Bhanga Gara, Chinsurah, Hooghly, Chinsurah, West Bengal - 712101. **Cochin:** Ali Arcade, 1st Floor, Kizhavana Road, Panampilly Nagar, Near Atlantis Junction, Ernakulam, Kerala - 682036. **Coimbatore:** 3rd Floor, Jaya Enclave, 1057 Avinashi Road, Coimbatore, Tamil Nadu - 641018. **Cuttack:** Opp Dargha Bazar Police Station, Dargha Bazar, Po - Buxi Bazar, Cuttack, Orissa - 753001. **Darbhanga:** Jaya Complex, 2nd Floor, Above Furniture Planet, Donar, Chowk, Darbhanga, Bihar - 846003. **Davangere:** D. No 376/2, 4Th Main, 8Th Cross, P J Extension, Opp Byadgishettar School, Davangere, Karnataka - 577002. **Dehradun:** Kaulagarh Road, Near Sirmaur Margabov, Reliance Webworld, Dehradun, Uttaranchal - 248001. **Deoria:** 1st Floor, Shanti Niketan, Opp. Zila Panchayat, Civil Lines, Deoria, Uttar Pradesh - 274001. **Dewas:** 27 Rmo House, Station Road, Above Maa Chamunda Gaes Agency, Dewas, Madhya Pradesh - 455001. **Dhanbad:** 208 New Market 2nd Floor, Bank More, Dhanbad, Jharkhand - 826001. **Dharwad:** 307/9-A 1st Floor, Nagarkar Colony, Elite Business Centre, Nagarkar Colony, P B Road, Dharwad, Karnataka - 580001. **Dhule:** Ground Floor Ideal Laundry, Lane No 4, Khol Galli, Near Muthoot Finance, Opp Bhavasar General Store, Dhule, Maharashtra - 424001. **Dindigul:** No: 9 Old No:4/B, New Agraharam, Palani Road, Dindigul, Tamil Nadu - 624001. **Durgapur:** Mwav-16 Bengal Ambuja, 2nd Floor City Centre, Distt. Burdwan, Durgapur-16, Durgapur, West Bengal - 713216. **Eluru:** D. No:23B-5-93/1, Savithri Complex, Edaravari Street, Near Dr. Prabhavathi Hospital, R. R. Pet, Eluru, Andhra Pradesh - 534002. **Erode:** No: 4, Veerapan Traders Complex, Kmy Salai, Sathy Road, Opp. Erode Bus Stand, Erode, Tamil Nadu - 638003. **Faridabad:** A-2B, 3rd Floor, Neelam Bara Road, Peer Ki Mazar, Nehru Groundint, Faridabad, Haryana - 121001. **Ferozpur:** The Mall Road, Chawla Building, 1st Floor, Opp. Centrail Jail, Near Hanuman Mandir, Ferozepur, Punjab - 152002. **Gandhidham:** Shop # 12, Shree Ambica Arcade, Plot # 300, Ward 12, Opp. CG High School, Near HDFC Bank, Gandhidham, Gujarat - 370201. **Gandhinagar:** 123, First Floor, Megh Malhar Complex, Opp Vijay Petrol Pump, Sector - 11, Gandhinagar, Gujarat - 382011. **Gaya:** 54 Lal Kothi Compound, Shree Krishna Road, 2nd Floor - North side, Nr. Royal Surya Hotel, Gaya, Bihar - 823001. **Ghaziabad:** 1st Floor C-7, Lohia Nagar, Ghaziabad, Uttar Pradesh - 201001. **Ghazipur:** 2nd Floor, Shubhra Hotel Complex, Mahaubagh, Ghazipur, Uttar Pradesh - 233001. **Gonda:** Shri Market, Sahabgunj, Station Road, Gonda, Uttar Pradesh - 271001. **Gorakhpur:** Above V. I. P. House Ajdacent, A. D. Girls College, Bank Road, Gorakhpur, Uttar Pradesh - 273001. **Gulbarga:** Cts No 2913 1st Floor, Asian Towers, Jagath Station Main Road, Next To Adithya Hotel, Gulbarga, Karnataka - 585105. **Guntur:** D No 6-10-27, Srinilayam, Arundelpet, 10/1, Guntur, Andhra Pradesh - 522002. **Gurgaon:** Shop No. 18, Ground Floor, Sector - 14, Opp. Akd Tower, Near Huda office, Gurgaon, Haryana - 122001. **Guwahati:** 1st Floor, Bajrangbali Building, Near Bora Service Station, Gs Road, Guwahati, Assam - 781007. **Gwalior:** 2nd Floor, Rajeev Plaza, Jayendra Ganj, Lashkar, Gwalior, Madhya Pradesh - 474009. **Haldwani:** Above Kapilaz, Sweet House, Opp Lic Building, Piliokothi, Kaladhungi Road, Haldwani, Uttaranchal - 263139. **Haridwar:** 8, Govind Puri, Opp. Lic - 2, Above Vijay Bank, Main Road, Ranipur More, Haridwar, Uttaranchal - 249401. **Hassan:** Sas No-212, Ground Floor, Sampige Road 1st Cross, Near Hotel Souther Star, K R Puram, Hassan, Karnataka - 573201. **Hissar:** Sco 71, 1st Floor, Red Square Market, Hissar, Haryana - 125001. **Hoshiarpur:** 1st Floor, The Mall Tower, Opp Kapila Hospital, Sutheri Road, Hoshiarpur, Punjab - 146001. **Hubli:** Cte No. 483/A1/A2, Ground Floor, Shri Ram Palza, Behind Kotak Mahindra Bank, Club Road, Hubli, Karnataka - 580029. **Hyderabad:** Karvy House, No:46, 8-2-609/K, Avenue 4, Street No. 1, Banjara Hills, Hyderabad, Telangana - 500034. **Indore:** 2nd Floor, 203-205 Balaji Corporate House, Above Icici Bank, 19/1 New Palasia, Near Curewell Hospital, Janjeerwala Square Indore, Indore, Madhya Pradesh - 452001. **Jabalpur:** Grover Chamber, 43 Naya Bazar Malviya Chowk, Opp Shyam Market, Jabalpur, Madhya Pradesh - 482002. **Jaipur:** S16/A IIRD Floor, Land Mark Building Opp Jai Club, Mahaver Marg C Scheme, Jaipur, Rajasthan - 302001. **Jalandhar:** 1st Floor, Shanti Towers, Sco No. 37, Puda Complex, Opposite Tehsil Complex, Jalandhar, Punjab - 144001. **Jalgaon:** 269, Jace Vishwa, 1 St Floor, Baliram Peth, Above United Bank of India, Near Kishor Agencies - Jalgaon - , Maharashtra - 425001. **Jalpaiguri:** D B C Road Opp Nirala Hotel, Opp Nirala Hotel, Jalpaiguri, West Bengal - 735101. **Jammu:** Gupta's Tower, 2nd Floor, Cb-12, Rail Head Complex, Jammu, Jammu & Kashmir - 180012. **Jamnagar:** 136-137-138 Madhav Palaza, Opp Sbi Bank, Nr Lal Bunglow, Jamnagar, Gujarat - 361001. **Jamshedpur:** 2nd Floor, R R Square, Sb Shop Area, Near Reliance Foot Print & Hotel- Bs Park Plaza, Main Road, Bistupur, Jamshedpur, Jharkhand - 831001. **Jaunpur:** R N Complex, 1-1-9-G, In Front of Pathak Honda, Ummarpur, Jaunpur, Uttar Pradesh - 222002. **Jhansi:** 371/01, Narayan Plaza, Gwalior Road, Near Jeevan Shah Chauraha, Jhansi, Uttar Pradesh - 284001. **Jodhpur:** 203, Modi Arcade, Chopasni Road, Jodhpur, Rajasthan - 342001. **Junagadh:** 124-125 Punit Shopping Center, M. G Road, Ranavav Chowk, Junagadh, Gujarat - 362001. **Kannur:** 2 Nd Floor, Prabhath Complex, Fort Road, Nr. Icici Bank, Kannur, Kerala - 670001. **Kanpur:** 15/46, B, Ground Floor, Opp: Muir Mills, Civil Lines, Kanpur, Uttar Pradesh - 208001. **Karaikudi:** No. 2, Gopi Arcade, 100 Feet Road, Karaikudi, Tamil Nadu - 630001. **Karimnagar:** H. No. 4-2-130/131, Above Union Bank, Jafri Road, Rajeev Chowk, Karimnagar, Telangana - 505001. **Karnal:** 18/369, Char Chaman, Kunjapura Road, Behind Miglani Hospital, Karnal, Haryana - 132001. **Karur:** No. 6, Old No. 1304, Thiru-Vi-Ka Road, Near G. R. Kalyan Mahal, Karur, Tamil Nadu - 639001. **Kharagpur:** 180 Malancha Road, Beside Axis Bank Ltd, Kharagpur, West Bengal - 721304. **Kolhapur:** 605/1/4 E Ward, Shahupuri 2nd Lane, Laxmi Niwas, Near Sultane Chambers, Kolhapur, Maharashtra - 416001. **Kolkata:** Apeejay House (Beside Park Hotel), C Block, 3rd Floor, 15 Park Street, Kolkata, West Bengal - 700016. **Kollam:** Sree Vigneswara Bhavan, Shastri Junction, Kadapakada, Kollam, Kerala - 691001. **Korba:** 1st Floor, City Centre, 97 Irc, Transport Nagar, Korba, Chatisgarh - 495677. **Kota:** 29, 1st Floor, Near Lala Lajpat Rai Circle, Shopping Centre, Kota, Rajasthan - 324007. **Kottayam:** 1st Floor Csiascension Square, Railway Station Road, Collectorate P O, Kottayam, Kerala - 686002. **Kurnool:** Shop No. 43, 1st Floor, S V Complex, Railway Station Road, Near Sbi Main Branch, Kurnool, Andhra Pradesh - 518004. **Lucknow:** 1st Floor, A. A. Complex, 5 Park Road, Hazratganj, Thaper House, Lucknow, Uttar Pradesh - 226001. **Ludhiana:** Sco - 136, 1st Floor Above Airtel Showroom, Feroze Gandhi Market, Ludhiana, Punjab - 141001. **Madurai:** Rakesh Towers, 30-C, 1st Floor, Bye Pass Road, Opp Nagappa Motors, Madurai, Tamil Nadu - 625010. **Malappuram:** First Floor, Peekays Arcade, Down Hill, Malappuram, Kerala - 676505. **Malda:** Sahis Tuli, Under Ward No. 6, No. 1 Govt Colony, English Bazar Municipality, Malda, West Bengal - 732101. **Mandi:** 149/11, School Bazaar, Near Uco Bank, Opp. Hari Mandir, Mandi, Uttar Pradesh - 175001. **Mangalore:** Mahendra Arcade Opp Court Road, Karangal Padi, Mangalore, Karnataka - 575003. **Margao:** 2nd Floor, Dalal Commercial Complex, Pajifond, Margao, Goa - 403601. **Mathura:** Ambeey Crown, 2nd Floor, In Front of Bsa College, Gausihala Road, Mathura, Uttar Pradesh - 281001. **Meerut:** 1st Floor, Medi Centre Opp Icici Bank, Hapur Road Near Bachha Park, Meerut, Uttar Pradesh - 250002. **Mehsana:** Ul/47 Apollo Enclave, Opp Simandhar Temple, Modhera Cross Road, Mehsana, Gujarat - 384002. **Mirzapur:** Abhay Mandir, Above Hdfc Bank, Dankin Gunj, Mirzapur, Uttar Pradesh - 231001. **Moga:** 1st Floor, Dutt Road, Mandir Wali Gali, Civil Lines, Barat Ghar, Moga, Punjab - 142001. **Moradabad:** Om Arcade, Parker Road, Above Syndicate Bank, Chowk Tari Khana, Moradabad, Uttar Pradesh - 244001. **Morena:** Moti Palace, Near Ramjanki Mandir, Near Ramjanki Mandir, Morena, Madhya Pradesh - 476001. **Mumbai:** 24/B, Raja Bahadur Compound, Ambalal Doshi Marg, Behind Bse Bldg, Fort, Maharashtra - 400001. **Muzaffarpur:** First Floor, Shukla Complex, Near Icici Bank, Civil Court Branch, Company Bagh, Muzaffarpur, Bihar - 842001. **Mysore:** L-350, Silver Tower, Ashoka Road, Opp. Clock Tower, Mysore, Karnataka - 570001. **Nadiad:** 104/105, Near Paras Cinema, City Point Nadiad, Nadiad, Gujarat - 387001. **Nagercoil:** 45, East Car Street, 1st Floor, Nagercoil, Tamil Nadu - 629 001. **Nagpur:** Plot No 2/1 House No 102/1, Mata Mandir Road, Mangaldeep Appartment Opp Khandelwal Jewelers, Dharampeth, Nagpur, Maharashtra - 440010.

Namakkal: 105/2, Arun Towers, Paramathi Road, Namakkal, Tamil Nadu - 637001. **Nanded:** Shop No. 4, Santakripa Market, G G Road, Opp. Bank of India, Nanded, Maharashtra - 431601. **Nasik:** F-1, Suyojit Sankul, Sharanpur Road, Near Rajiv Gandhi Bhavan, Nasik, Maharashtra - 422002. **Navsari:** 1/1 Chinmay Arcade, Opp Sattapir Rd, Tower Rd, Navsari, Gujarat - 396445. **Nellore:** 16-2-230, Room No: 207, 2nd Floor, Keizen Heights, Gandhi Nagar, Pogathota, Nellore, Andhra Pradesh - 524001. **New Delhi:** 305 New Delhi House, 27 Barakhamba Road, New Delhi, New Delhi - 110001. **Nizamabad:** H No:5-6-430, Above Bank of Baroda First Floor, Beside Hdfe Bank, Hyderabad Road, Nizamabad, Telangana - 503003. **Noida:** 405, 4Th Floor, Vishal Chamber, Plot No. 1, Sector-18, Noida, Uttar Pradesh - 201301. **Palghat:** No: 20 & 21, Metro Complex H. P. O. Road Palakkad, H. P. O. Road, Palakkad, Kerala - 678001. **Panipat:** Java Complex, 1st Floor, Above Vijaya Bank, G T Road, Panipat, Haryana - 132103. **Panjim:** Flat No. 1-A, H. No. 13/70, Timotio Bldg, Heliodoro Salgado Road, Next To Navhind Bhavan (Market Area), Panjim, Goa - 403001. **Pathankot:** 2nd Floor, Sahni Arcade Complex, Adj. Indra Colony Gate Railway Road, Pathankot, Pathankot, Punjab - 145001. **Patiala:** Sco 27 D, Chotti Baradari, Near Car Bazaar, Patiala, Punjab - 147001. **Patna:** 3A, 3rd Floor Anand Tower, Exhibition Road, Opp Ici Bank, Patna, Bihar - 800001. **Pollachi:** 146/4, Ramanathan Building, 1st Floor New Scheme Road, Pollachi, Tamil Nadu - 642002. **Pondicherry:** Building No:7, 1st Floor, Thiagarajar Street, Pondicherry, Pondicherry - 605001. **Proddatur:** Shop No:4, Araveti Complex, Mydukur Road, Beside Syndicate Bank, Proddatur, Andhra Pradesh - 516360. **Pudukottai:** Sundaram Masilamani Towers, Ts No. 5476 - 5479, Pm Road, Old Tirumayam Salai, Near Anna Statue, Jublie Arts, Pudukottai, Tamil Nadu - 622001. **Pune:** Mozaic Bldg, Cts No. 1216/1, Final, Plot No. 576/1 Tp, Scheme No. 1, F C Road, Bhamburda, Shivaji Nagar, Pune, Maharashtra - 411004. **Raipur:** Shop No-Tf-31, 3rd Floor, Millenium Plaza, Near Old Indian Coffee House, G E Road, Raipur, Chatisgarh - 492001. **Rajahmundry:** D. No. 6-1-4, Rangachary Street, T. Nagar, Near Axis Bank Street, Rajahmundry, Andhra Pradesh - 533101. **Rajapalayam:** Sri Ganapathy Complex, 14B/5/18, T P Mills Road, Virudhngar Dist, Rajapalayam, Tamil Nadu - 626117. **Rajkot:** 104, Siddhi Vinyak Com. Opp Ramkrishna Ashram, Dr Yagnik Road, Rajkot, Gujarat - 360001. **Ranchi:** Room No 307 3rd Floor, Commerce Tower, Beside Mahabir Tower, Ranchi, Jharkhand - 834001. **Ratlam:** 1 Nagpal Bhawan, Free Ganj Road, Do Batti, Near Nokia Care, Ratlam, Madhya Pradesh - 457001. **Renukoot:** Radhika Bhavan, Opp. Padmini Hotel, Murdhwa, Renukoot, Renukoot, Uttar Pradesh - 231217. **Rewa:** 1st Floor, Angoori Building, Besides Allahabad Bank, Trans University Road, Civil Lines, Rewa, Madhya Pradesh - 485001. **Rohtak:** 1st Floor, Ashoka Plaza, Delhi Road, Rohtak, Haryana - 124001. **Roorkee:** Shree Ashdeep Complex, 16, Civil Lines, Near Income Tax office, Roorkee, Uttaranchal - 247667. **Rourkela:** 1st Floor Sandhu Complex, Kachery Road, Uditnagar, Rourkela, Orissa - 769012. **Sagar:** II Floor, Above Shiva Kanch Mandir, 5 Civil Lines, Sagar, Madhya Pradesh - 470002. **Saharanpur:** 18 Mission Market, Court Road, Saharanpur, Uttar Pradesh - 247001. **Salem:** No 3/250, Brindavan Road, 6Th Cross, Perumal Kovil Back Side, Fairland's, Salem, Tamil Nadu - 636016. **Sambalpur:** Ground Floor Quality Mission, Infront of Bazaar Kolkata, Nayapara, Sambalpur, Orissa - 768001. **Satna:** 1st Floor, Gopal Complex, Near Bus Stand, Rewa Road, Satna, Madhya Pradesh - 485001. **Shaktinagar:** 1st/A-375, V V Colony, Dist Sonebhadra, Shaktinagar, Uttar Pradesh - 231222. **Shillong:** Annex Mani Bhawan, Lower Thana Road, Near R K M Lp School, Shillong, Meghalaya - 793001. **Shimla:** Triveni Building, By Pas Chowkhhallini, Shimla, Himachal Pradesh - 171002. **Shimoga:** Sri Matra Naika Complex, 1st Floor, Above Shimoga Diagnostic Centre, Llr Road, Durgigudi, Shimoga, Karnataka - 577201. **Shivpuri:** 1st Floor, M. P. R. P. Building, Near Bank of India, Shivpuri, Madhya Pradesh - 473551. **Sikar:** First Floor, Super Tower, Behind Ram Mandir Near Taparya Bagichi, Sikar, Rajasthan - 332001. **Silchar:** N. N. Dutta Road, Chowchakra Complex, Premtala, Silchar, Assam - 788001. **Siliguri:** Nanak Complex, Sevoke Road, Siliguri, West Bengal - 734001. **Sitapur:** 12/12-A Sura Complex, Arya Nagar Opp, Mal Godam, Sitapur, Uttar Pradesh - 261001. **Sivakasi:** 363, Thiruthangal Road, Opp: Tneb, Sivakasi, Tamil Nadu - 626123. **Solan:** Sahni Bhawan, Adjacent Anand Cinema Complex, The Mall, Solan, Himachal Pradesh - 173212. **Solapur:** Block No 06, Vaman Nagar, Opp D-Mart, Jule Solapur, Solapur, Maharashtra - 413004. **Sonepat:** 205 R Model Town, Above Central Bank of India, Sonepat, Haryana - 131001. **Sri Ganganagar:** 35E Block, Opp: Sheelta Mata Vaateka Sri Ganganagar, Sri Ganganagar, Rajasthan - 335001. **Srikakulam:** D. No-4-1-28/1, Venkateswara Colony, Near Income Tax office, Srikakulam, Andhra Pradesh - 532001. **Sultanpur:** 1077/3, Civil Lines Opp Bus Stand, Civil Lines, Sultanpur, Uttar Pradesh - 228001. **Surat:** G-5 Empire State Buliding, Nr Udhna Darwaja, Ring Road, Surat, Gujarat - 395002. **Thanjavur:** No. 70, Nalliah Complex, Srinivasam Pillai Road, Tanjore, Tamil Nadu - 613001. **Thodupuzha:** First Floor, Pulimootill Pioneer, Pala Road, Thodupuzha, Kerala - 685584. **Tirunelveli:** 55/18, Jeney Building, S N Road, Near Aravind Eye Hospital, Tirunelveli, Tamil Nadu - 627001. **Tirupathi:** H. No:10-13-425, 1st Floor, Tilak Road, Opp: Sridevi Complex, Tirupathi, Andhra Pradesh - 517501. **Tirupur:** First Floor, 244 A, Above Selvakumar Dept Stores, Palladam Road, Opp To Cotton Market Complex, Tirupur, Tamil Nadu - 641604. **Tiruvalla:** 2nd Floor, Erinjery Complex, Ramanchira, Opp Axis Bank, Tiruvalla, Kerala - 689107. **Trichur:** 2nd Floor, Brothers Complex, Naikkalan Junction, Shornur Road, Near Dhanalakshmi Bank H O, Thrissur, Kerala - 680001. **Trichy:** 60, Sri Krishna Arcade, Thennur High Road, Trichy, Tamil Nadu - 620017. **Trivandrum:** 2nd Floor, Akshaya Tower, Sasthamangalam, Trivandrum, Kerala - 695010. **Tuticorin:** 4 - B, A34 - A37, Mangalmal Mani Nagar, Opp. Rajaji Park, Palayamkottai Road, Tuticorin, Tamil Nadu - 628003. **Udaipur:** 201-202, Madhav Chambers, Opp G P O, Chetak Circle, Udaipur, Rajasthan - 313001. **Ujjain:** 101 Aashta Tower, 13/1 Dhanwantri Marg, Freeganj, Ujjain, Madhya Pradesh - 456010. **Valsad:** Shop No 2, Phiroza Corner, Opp Next Show Room, Tithal Road, Valsad, Gujarat - 396001. **Vapi:** Shop No-12, Ground Floor, Sheetal Appatment, Near K P Tower, Vapi, Gujarat - 396195. **Varanasi:** D-64/1321st Floor, Anant Complex, Sagra, Varanashi, Uttar Pradesh - 221010. **Vellore:** 1, M N R Arcade, officers Line, Krishna Nagar, Vellore, Tamil Nadu - 632001. **Vijayanagaram:** Soubhagya, 19-6-1/3, 2nd Floor, Near Fort Branch, Opp: Three Temples, Vizianagaram, Andhra Pradesh - 535002. **Vijayawada:** 39-10-7, Opp: Municipal Water Tank, Labbipet, Vijayawada, Andhra Pradesh - 520010. **Visakhapatnam:** Door No: 48-8-7, Dwaraka Diamond, Ground Floor, Srinagar, Visakhapatnam, Andhra Pradesh - 530016. **Warangal:** 5-6-95, 1 St Floor, Opp: B. Ed Collage, Lashkar Bazar, Chandra Complex, Hanmakonda, Warangal, Telangana - 506001. **Yamuna Nagar:** Jagdhari Road, Above Uco Bank, Near D. A. V. Girls College, Yamuna Nagar, Haryana - 135001.

**GOOD FOR
YOUR HEALTH**



**GOOD FOR
YOUR FINANCIAL
HEALTH**



INVEST THROUGH SIP

**Step by step investment
through SIP - goes a long way
towards achieving financial goals**

Power of Compounding
Through SIP, your small investments have the potential
to earn further return.

Averaging
Over a period of time, your investment becomes an average
of the highs and lows in the market.

*Begin by identifying your financial needs,
invest systematically and realize your financial goals.*





IDBI Asset Management Limited (Investment Manager to IDBI Mutual Fund)
CIN: U65100MH2010PLC199319
Regd. Off.: IDBI Tower, WTC Complex, Cuffe Parade, Colaba, Mumbai - 400 005.
Corp. Off.: 5th Floor, Mafatlal Centre, Nariman Point, Mumbai - 400 021.
All India Toll Free No.: 1800-419-4324. Tel. No.: (+91 22) 6644 2800.
Fax No.: (+91 22) 6644 2801. Email ID: contactus@idbimutual.co.in
SMS: IDBIMF to 09220092200. Website: www.idbimutual.co.in

Mutual Fund investments are subject to market risks, read all scheme related documents carefully.

IDBI PRUDENCE FUND

An open-ended balanced scheme



A prudent balance of equity and debt for your investment objectives

SCHEME FEATURES

Minimum Investment:

- **New Purchase:**
Minimum Rs. 5000 and in multiples of Re. 1 thereafter.
- **Additional Purchase:**
Minimum Rs. 1000 and in multiples of Re. 1 thereafter.
Systematic Investment Plan (SIP) facility available.

Plans and Options: • Regular Plan • Direct Plan
Both Plans offer Growth and Dividend options.
Sub-options under dividend option: Payout/
Re-investment/sweep.

Product Label

This product is suitable for investors who are seeking*:

- Long term capital appreciation with income.
- Investments in equity & equity related instruments as well as debt and money market instruments.

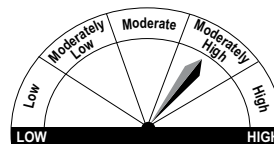
*Investors should consult their financial advisors if in doubt about whether the product is suitable for them.

Loads:

- Entry Load: Not Applicable.
- Exit Load: 1% for exit (repurchase/switch-out/ Transfer/SWP) within 12 months from the date of allotment. No load on exit after the aforementioned period.

Benchmark:

50% S&P BSE 500 Index + 50% CRISIL Composite Bond Fund Index.



Riskometer

Investors understand that their principal will be at Moderately high risk



IDBI Asset Management Limited (Investment Manager to IDBI Mutual Fund)

CIN: U65100MH2010PLC199319 **Regd. Off.:** IDBI Tower, WTC Complex, Cuffe Parade, Colaba, Mumbai - 400 005.

Corp. Off.: 5th Floor, Mafatlal Centre, Nariman Point, Mumbai - 400 021. **All India Toll Free No.:** 1800-419-4324

(from any landline or mobile number) • **Tel. No.:** (+91 22) 6644 2800 • **Fax No.:** (+91 22) 6644 2801

Email ID: contactus@idbimutual.co.in • **SMS:** IDBIMF to 09220092200 • **Website:** www.idbimutual.co.in

Mutual Fund investments are subject to market risks, read all scheme related documents carefully.